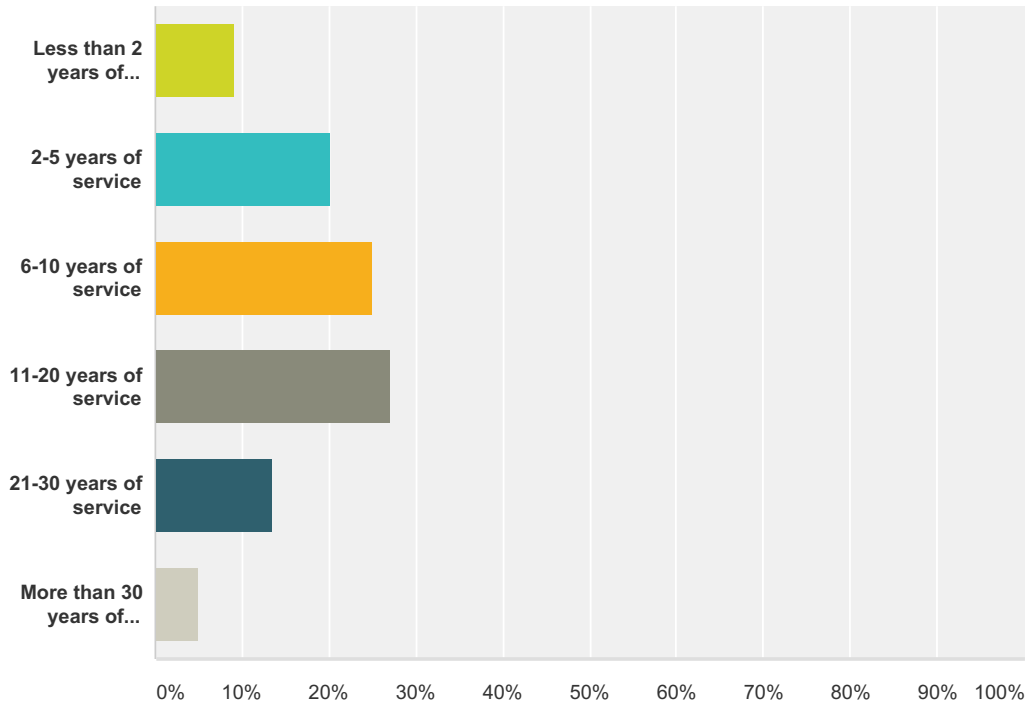


Q1 How many years of service have you completed in Paramedicine? Combien d'années de service avez-vous faites dans un service médical d'urgence?

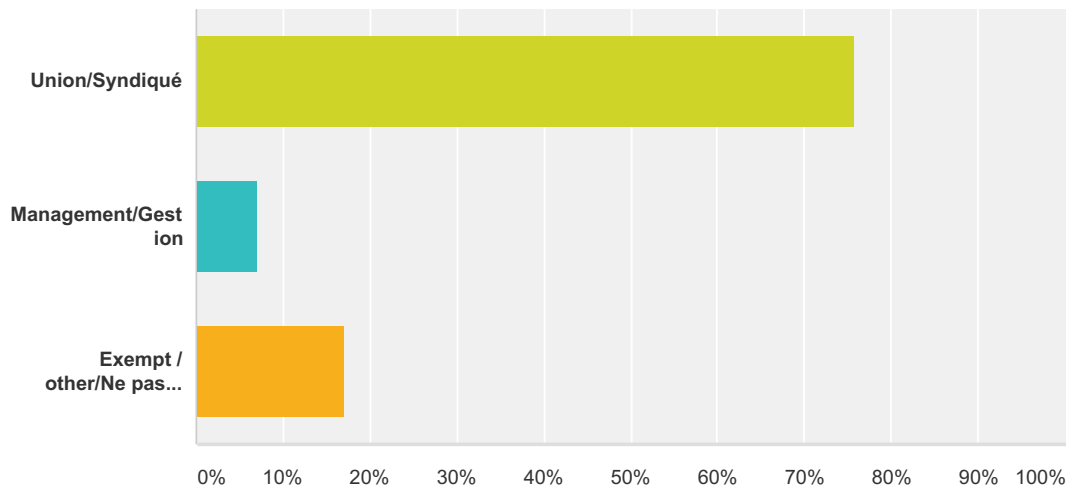
Answered: 5,976 Skipped: 160



| Answer Choices | Responses |
|-------------------------------|--------------|
| Less than 2 years of service | 9.10% 544 |
| 2-5 years of service | 20.28% 1,212 |
| 6-10 years of service | 25.02% 1,495 |
| 11-20 years of service | 27.09% 1,619 |
| 21-30 years of service | 13.55% 810 |
| More than 30 years of service | 4.95% 296 |
| Total | 5,976 |

Q2 What is your affiliation?/Quelle est votre appartenance?

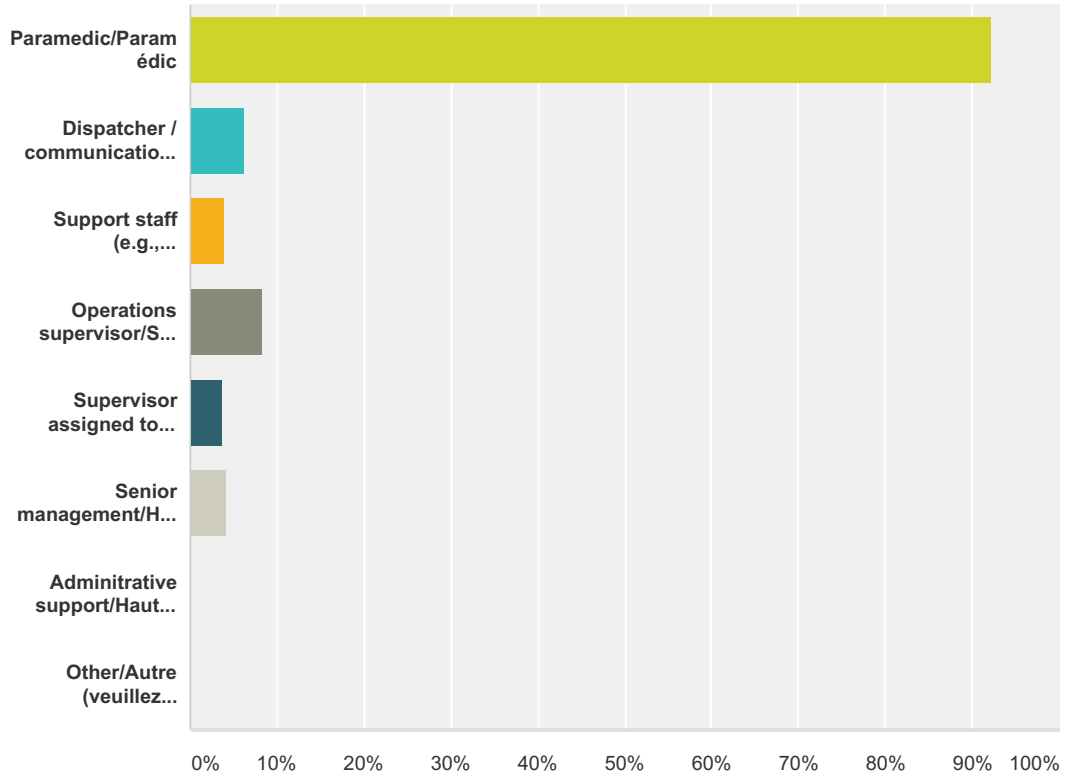
Answered: 5,905 Skipped: 231



| Answer Choices | Responses |
|--|--------------|
| Union/Syndiqué | 75.83% 4,478 |
| Management/Gestion | 7.06% 417 |
| Exempt / other/Ne pas répondre / autre | 17.10% 1,010 |
| Total | 5,905 |

Q3 What is your job role? (Please select all that apply) Quel est votre rôle? (choisir tout ce qui s'applique)

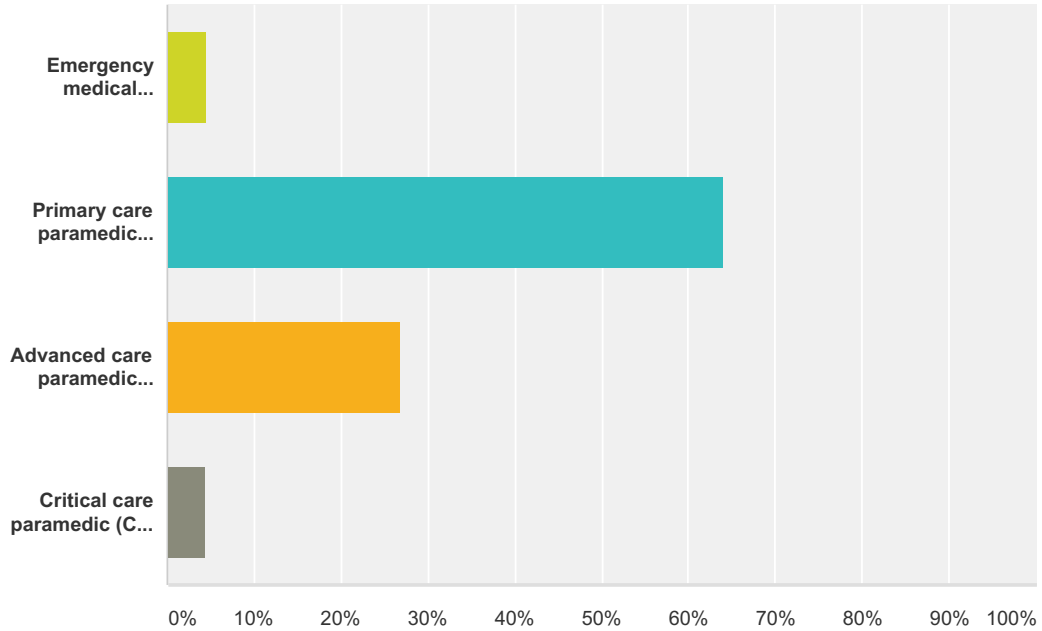
Answered: 5,872 Skipped: 264



| Answer Choices | Responses |
|--|--------------|
| Paramedic/Paramédic | 92.32% 5,421 |
| Dispatcher / communications officer/Répartiteur / responsable des communications | 6.25% 367 |
| Support staff (e.g., administrative, facilities, information technology)/Employé de soutien (ex. administration, équipement, technologie de l'information) | 3.93% 231 |
| Operations supervisor/Superviseur aux opérations | 8.43% 495 |
| Supervisor assigned to office duties/Superviseur administratif | 3.66% 215 |
| Senior management/Haute direction | 4.16% 244 |
| Administrative support/Haute direction | 0.00% 0 |
| Other/Autre (veuillez spécifier) | 0.00% 0 |
| Total Respondents: 5,872 | |

Q4 What is your highest certification level? Quel est votre plus haut niveau de certification?

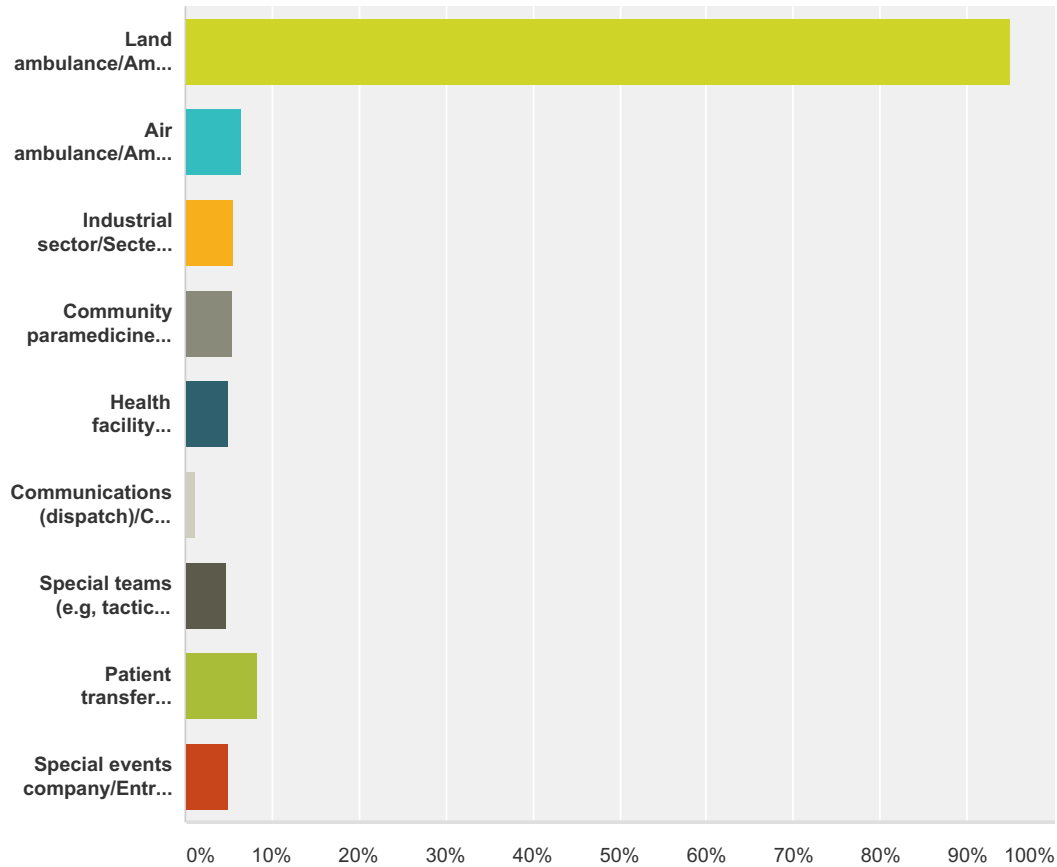
Answered: 5,325 Skipped: 811



| Answer Choices | Responses |
|---|--------------|
| Emergency medical responder (EMR)/Répondant médical d'urgence (RMU) | 4.54% 242 |
| Primary care paramedic (PCP)/Paramédic en soins primaires (PSP) | 64.06% 3,411 |
| Advanced care paramedic (ACP)/Paramédic en soins avancés (PSA) | 26.99% 1,437 |
| Critical care paramedic (CCU / CCTU)/Paramédic en soins critiques (PSC) | 4.41% 235 |
| Total | 5,325 |

Q5 What type of practice setting do you work in? (Please select all that apply) Dans quel type de service travaillez-vous? (choisir tout ce qui s'applique)

Answered: 5,378 Skipped: 758

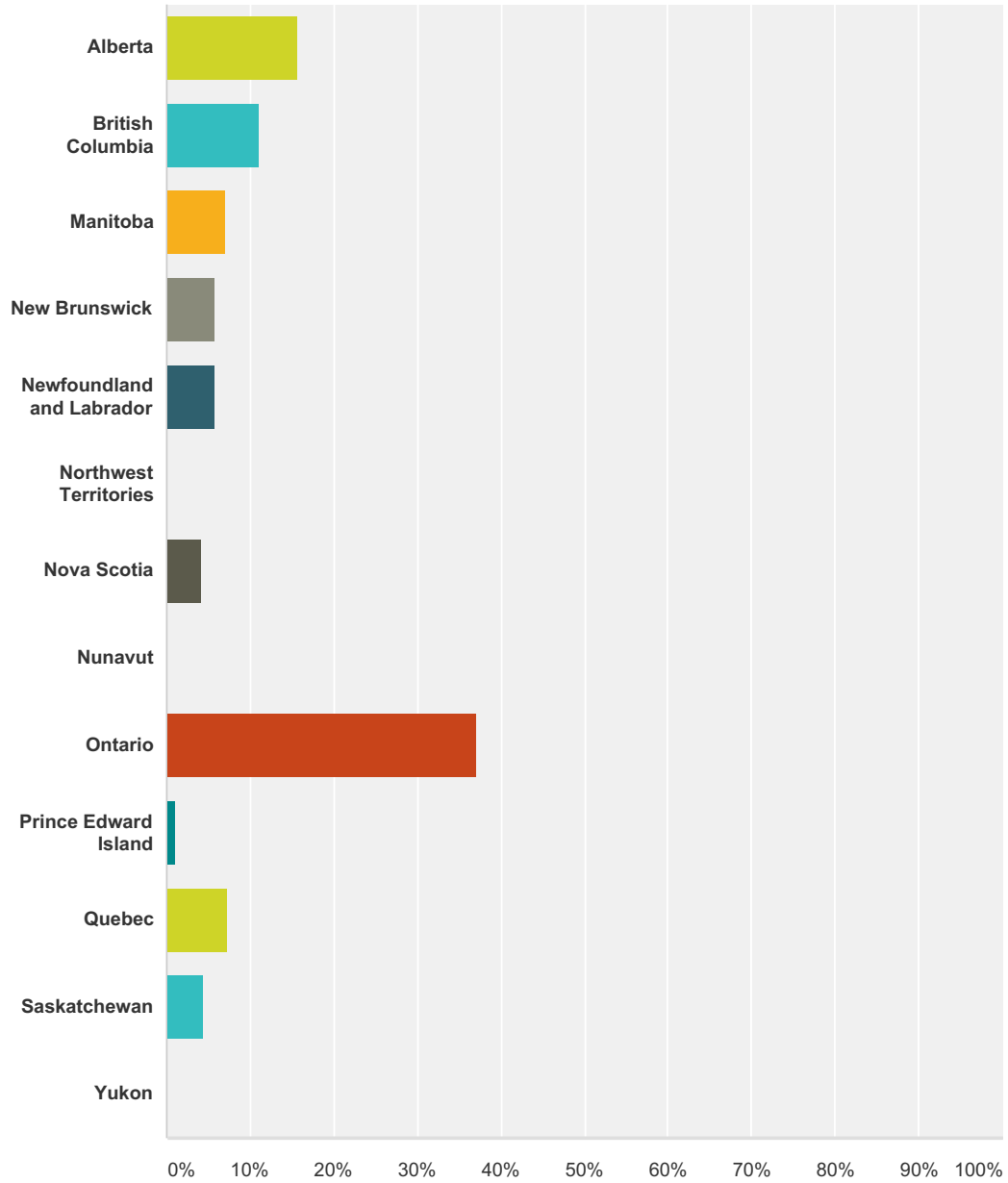


| Answer Choices | Responses |
|---|--------------|
| Land ambulance/Ambulance sur route | 95.04% 5,111 |
| Air ambulance/Ambulance aérienne | 6.51% 350 |
| Industrial sector/Secteur industriel / minier | 5.54% 298 |
| Community paramedicine/Ambulance communautaire | 5.47% 294 |
| Health facility based/Établissement de santé | 5.02% 270 |
| Communications (dispatch)/Communication (répartition) | 1.30% 70 |
| Special teams (e.g, tactical, HUSAR)/Équipes spécialisés (ex. tactique, vélo) | 4.76% 256 |
| Patient transfer service/Transfert interhospitalier | 8.44% 454 |
| Special events company/Entreprise événementielle | 4.93% 265 |

Total Respondents: 5,378

Q6 In what Canadian province or territory do you work? Dans quelle province ou quel territoire travaillez-vous?

Answered: 5,792 Skipped: 344

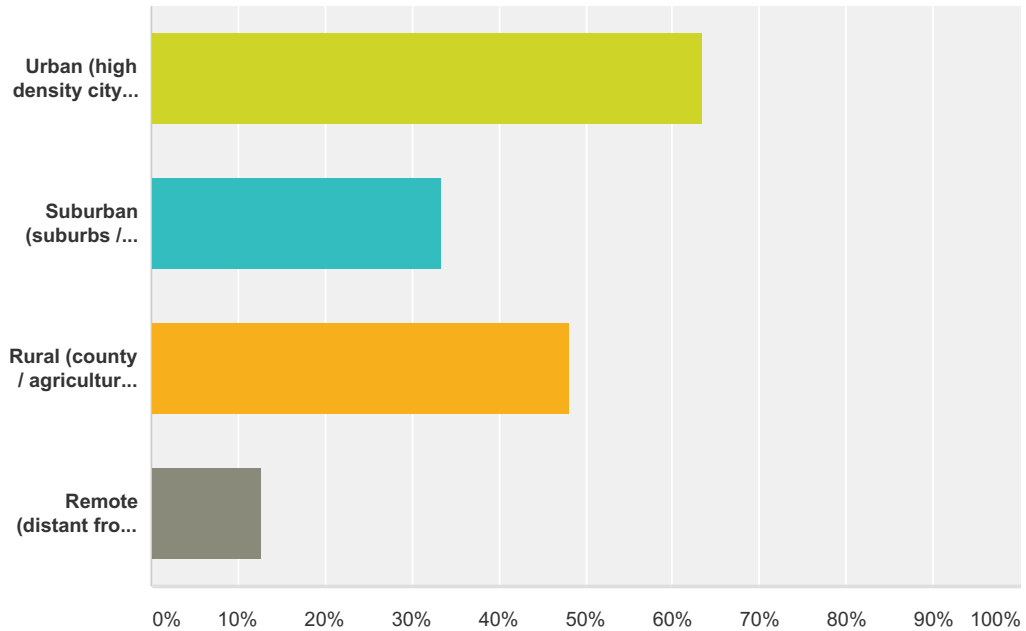


| Answer Choices | Responses |
|------------------|------------|
| Alberta | 15.61% 904 |
| British Columbia | 11.03% 639 |
| Manitoba | 7.10% 411 |
| New Brunswick | 5.89% 341 |

| | | |
|---------------------------|--------|--------------|
| Newfoundland and Labrador | 5.77% | 334 |
| Northwest Territories | 0.17% | 10 |
| Nova Scotia | 4.26% | 247 |
| Nunavut | 0.03% | 2 |
| Ontario | 37.12% | 2,150 |
| Prince Edward Island | 1.00% | 58 |
| Quebec | 7.32% | 424 |
| Saskatchewan | 4.45% | 258 |
| Yukon | 0.24% | 14 |
| Total | | 5,792 |

**Q7 In which type of region do you work?
(Please select all that apply) Dans quel type de région travaillez-vous? (choisir tout ce qui s'applique)**

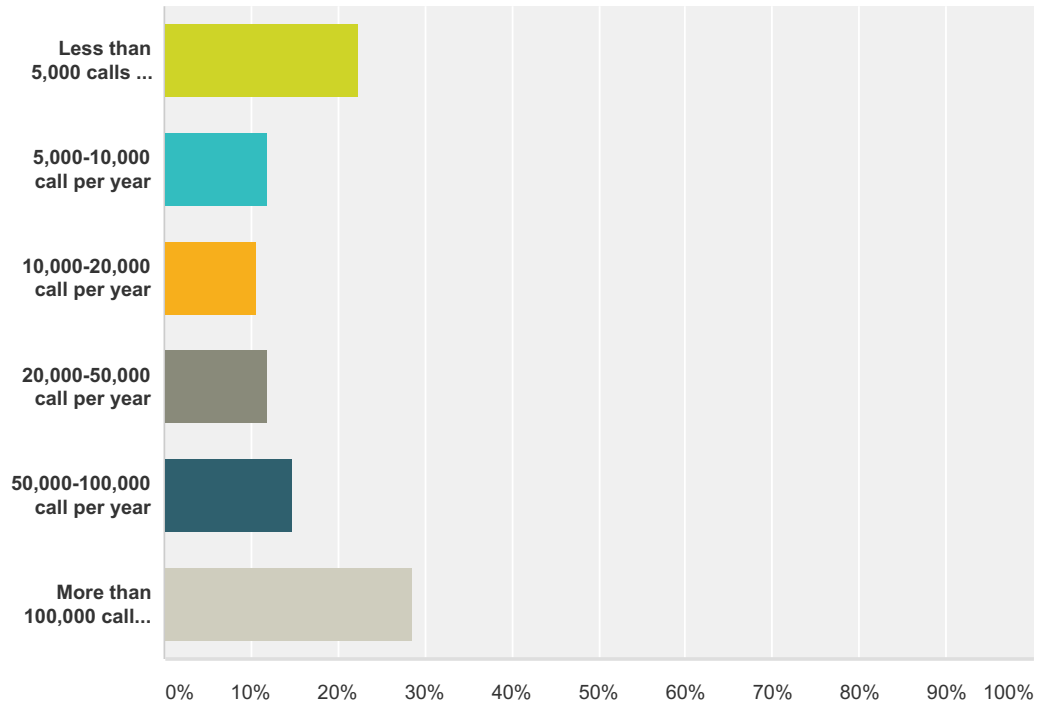
Answered: 5,780 Skipped: 356



| Answer Choices | Responses |
|---|--------------|
| Urban (high density city or town)/Urbain (grande ville ou ville de forte densité) | 63.48% 3,669 |
| Suburban (suburbs / outside a city or town)/Banlieue (à l'extérieur d'une grande ville) | 33.32% 1,926 |
| Rural (county / agricultural region)/Rural (village ou campagne) | 48.17% 2,784 |
| Remote (distant from populated areas)/Secteur éloigné (éloigné des populations) | 12.80% 740 |
| Total Respondents: 5,780 | |

Q8 What is the approximate yearly call volume in your Paramedic service? Quel est le volume d'appel annuel approximatif dans votre service paramédical?

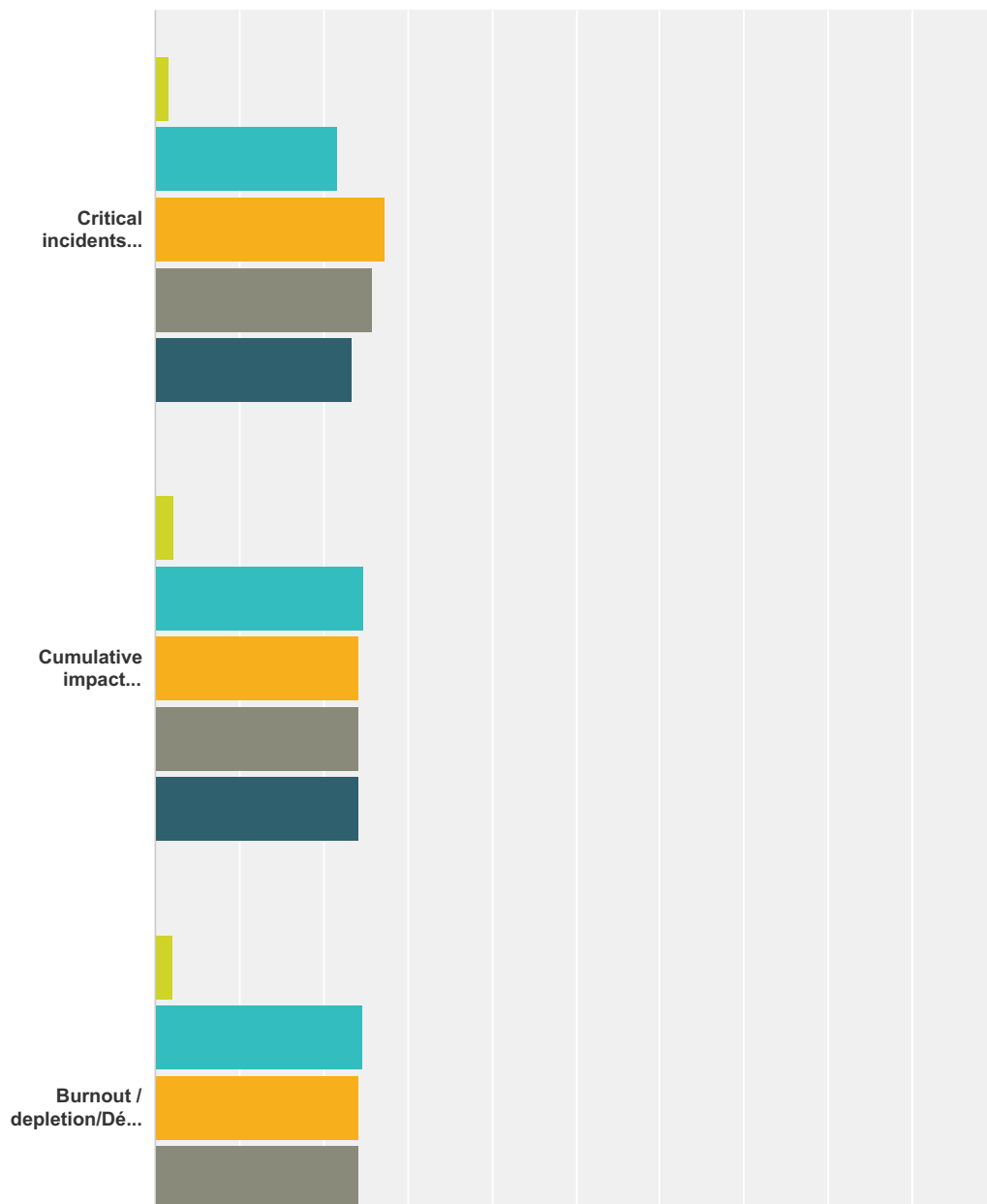
Answered: 5,519 Skipped: 617

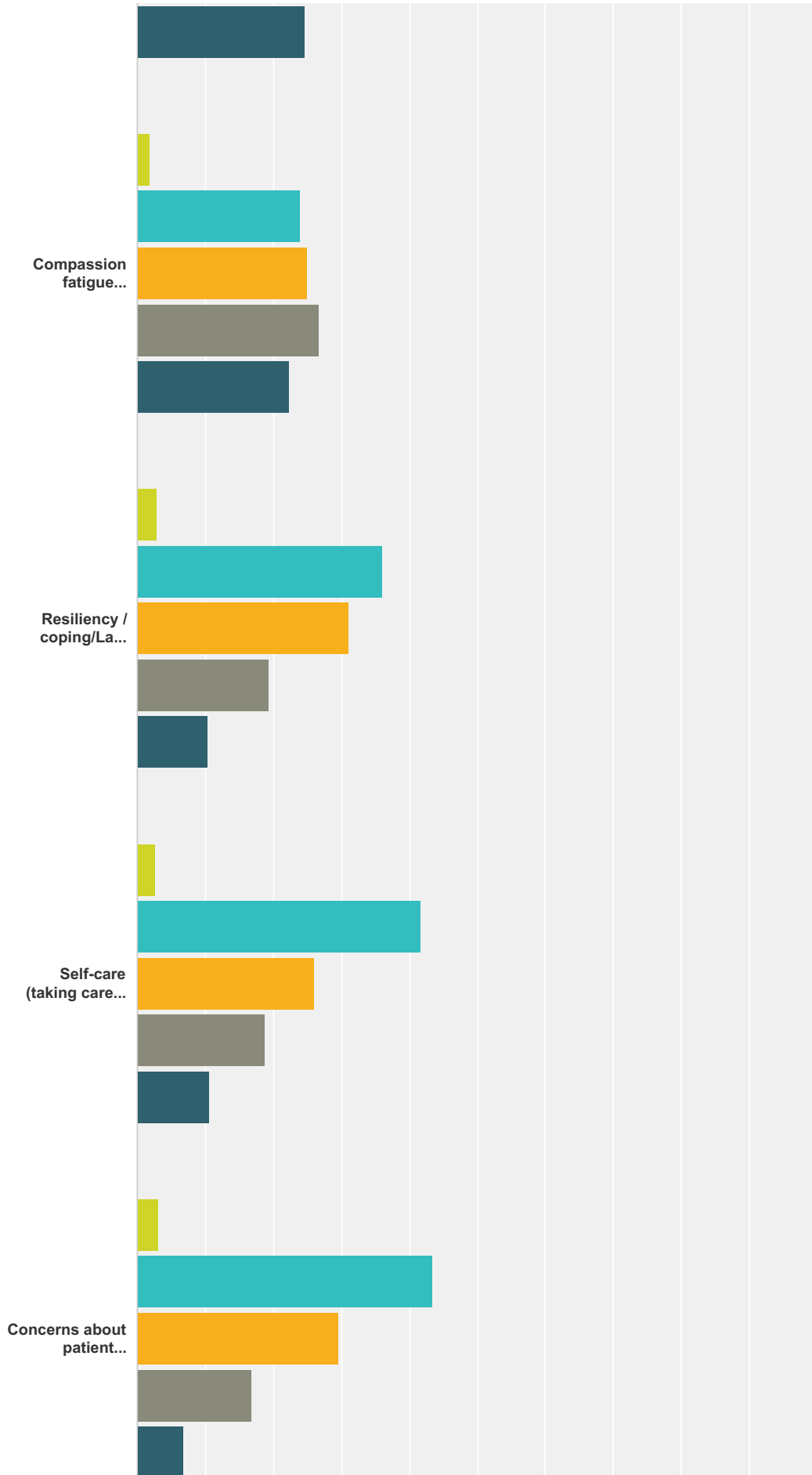


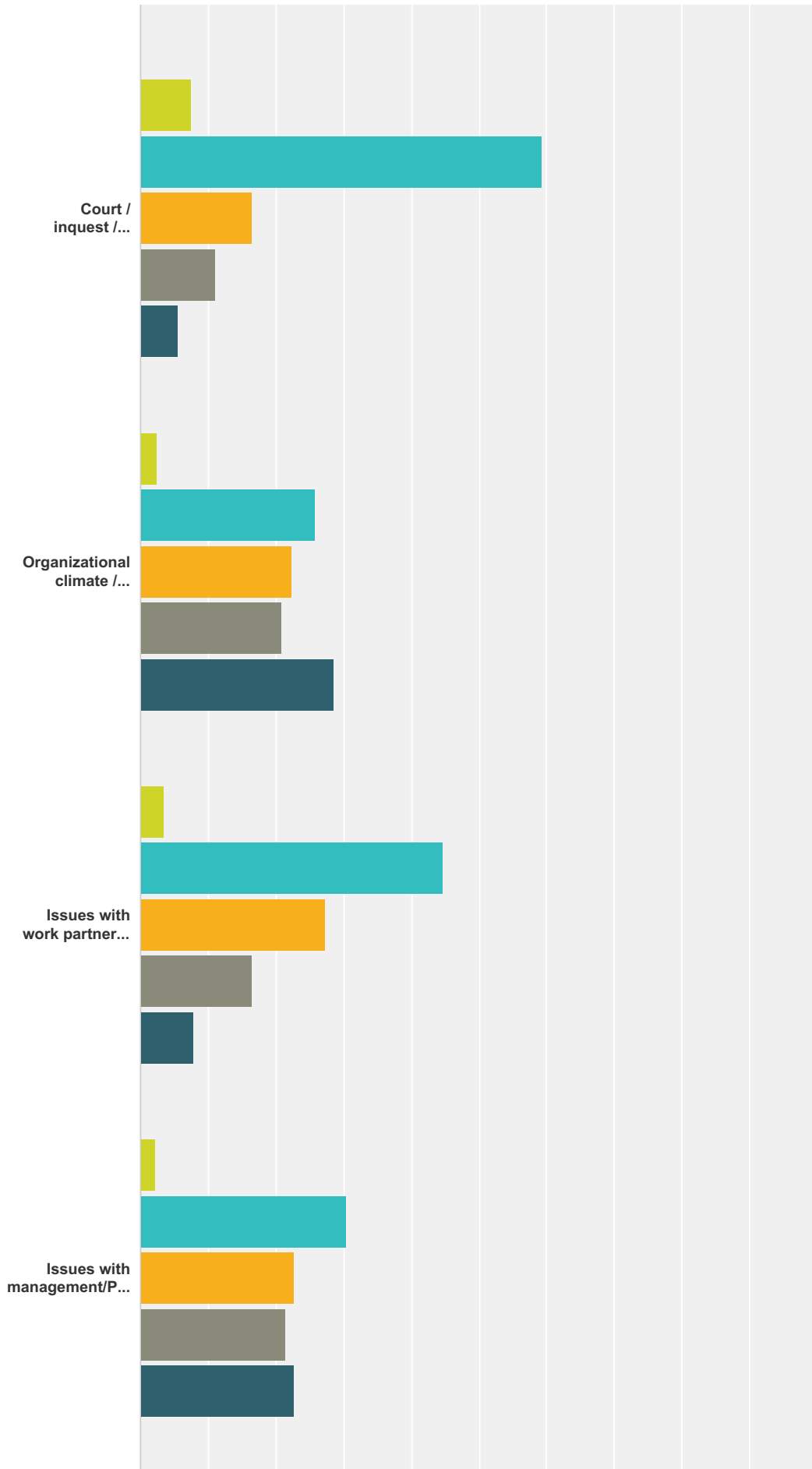
| Answer Choices | Responses |
|----------------------------------|--------------|
| Less than 5,000 calls per year | 22.30% 1,231 |
| 5,000-10,000 call per year | 11.80% 651 |
| 10,000-20,000 call per year | 10.65% 588 |
| 20,000-50,000 call per year | 11.92% 658 |
| 50,000-100,000 call per year | 14.82% 818 |
| More than 100,000 calls per year | 28.50% 1,573 |
| Total | 5,519 |

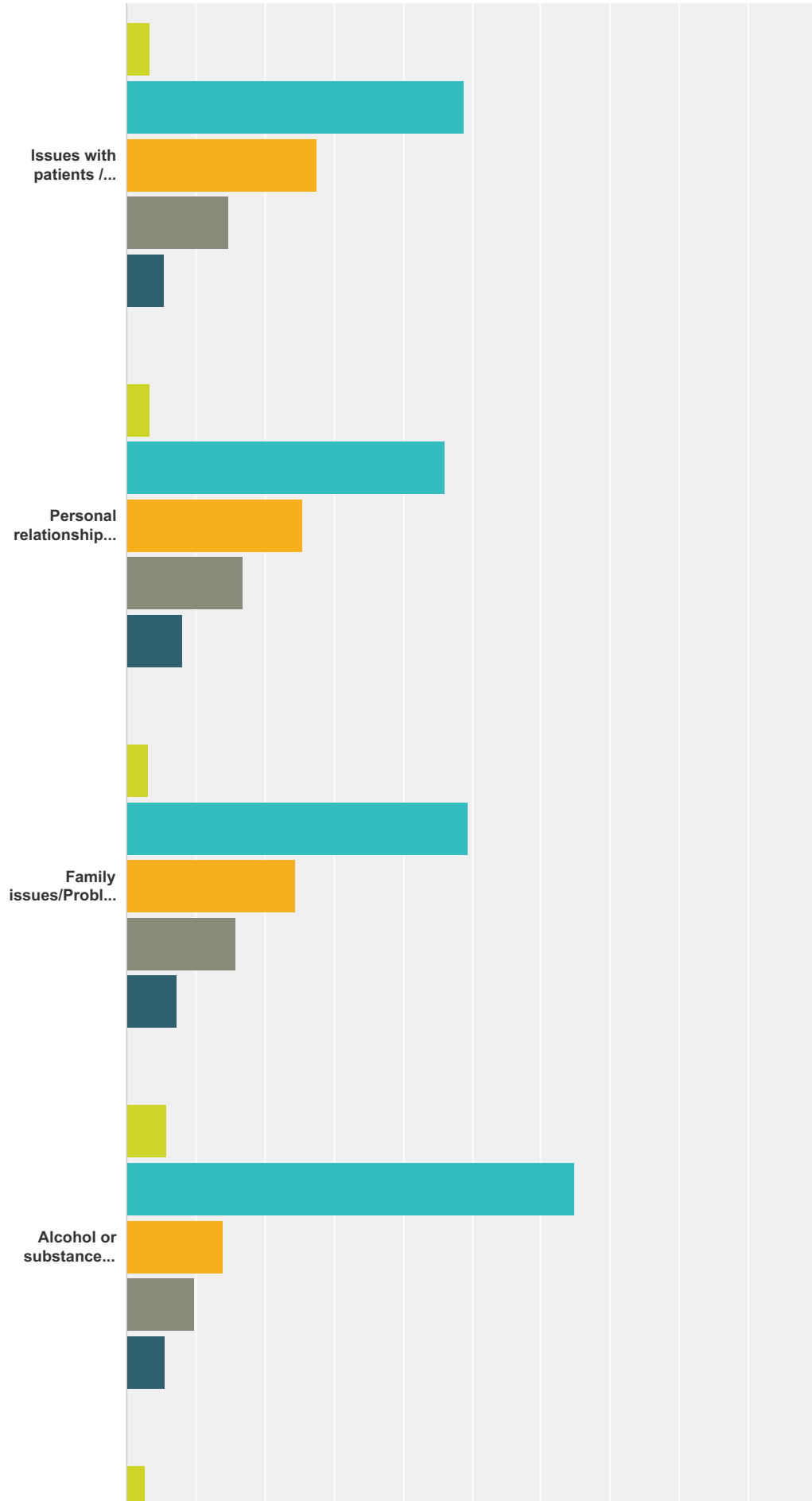
Q9 For what types of issues do YOU need psychological support? Please answer this question based only on your own needs. In a question to follow, you will be asked about paramedics' and dispatchers' needs as a whole. Pour quel type de problèmes est-ce que VOUS auriez besoin de soutien psychologique? Répondez à cette question basée seulement sur vos propres besoins. Dans une prochaine question, vous pourrez identifier les besoins des paramédics et répartiteurs médicaux dans son ensemble.

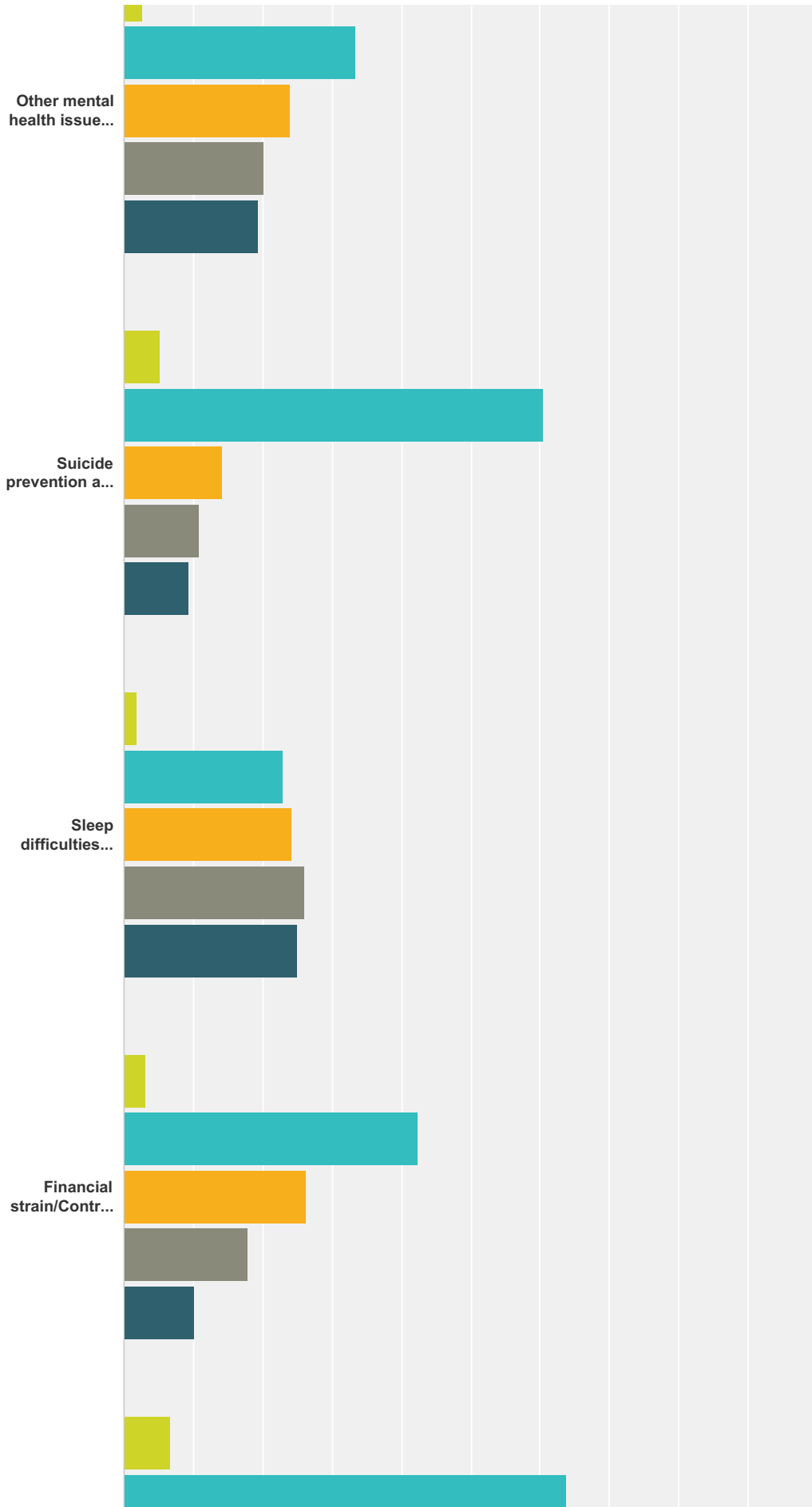
Answered: 4,925 Skipped: 1,211

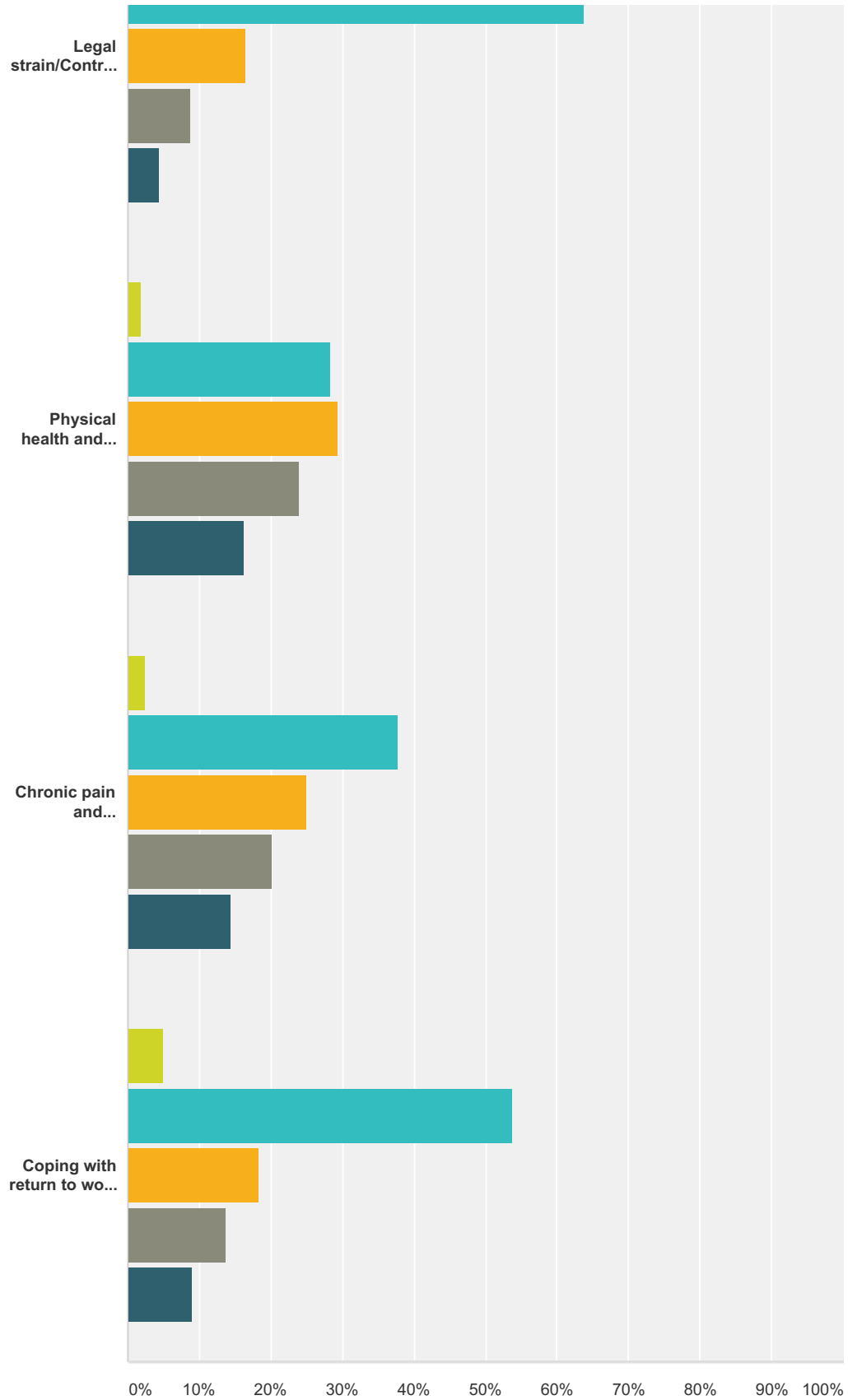












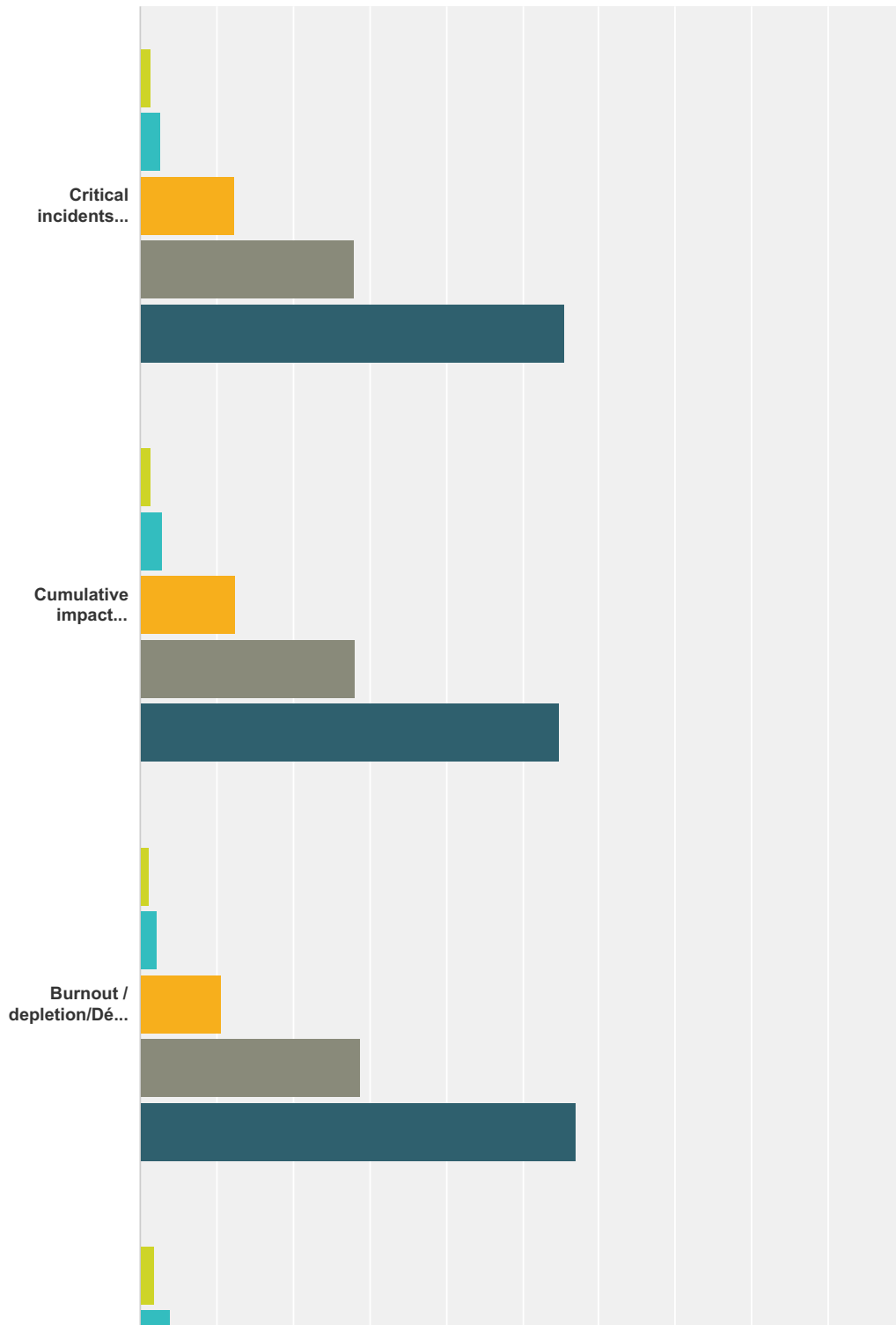
■ Undecided/Indécis ■ Not needed/Pas nécessaire
■ Slightly needed/Quelque peu nécessaire ■ Somewhat needed/Un peu nécessaire
■ Strongly needed/Fortement nécessaire

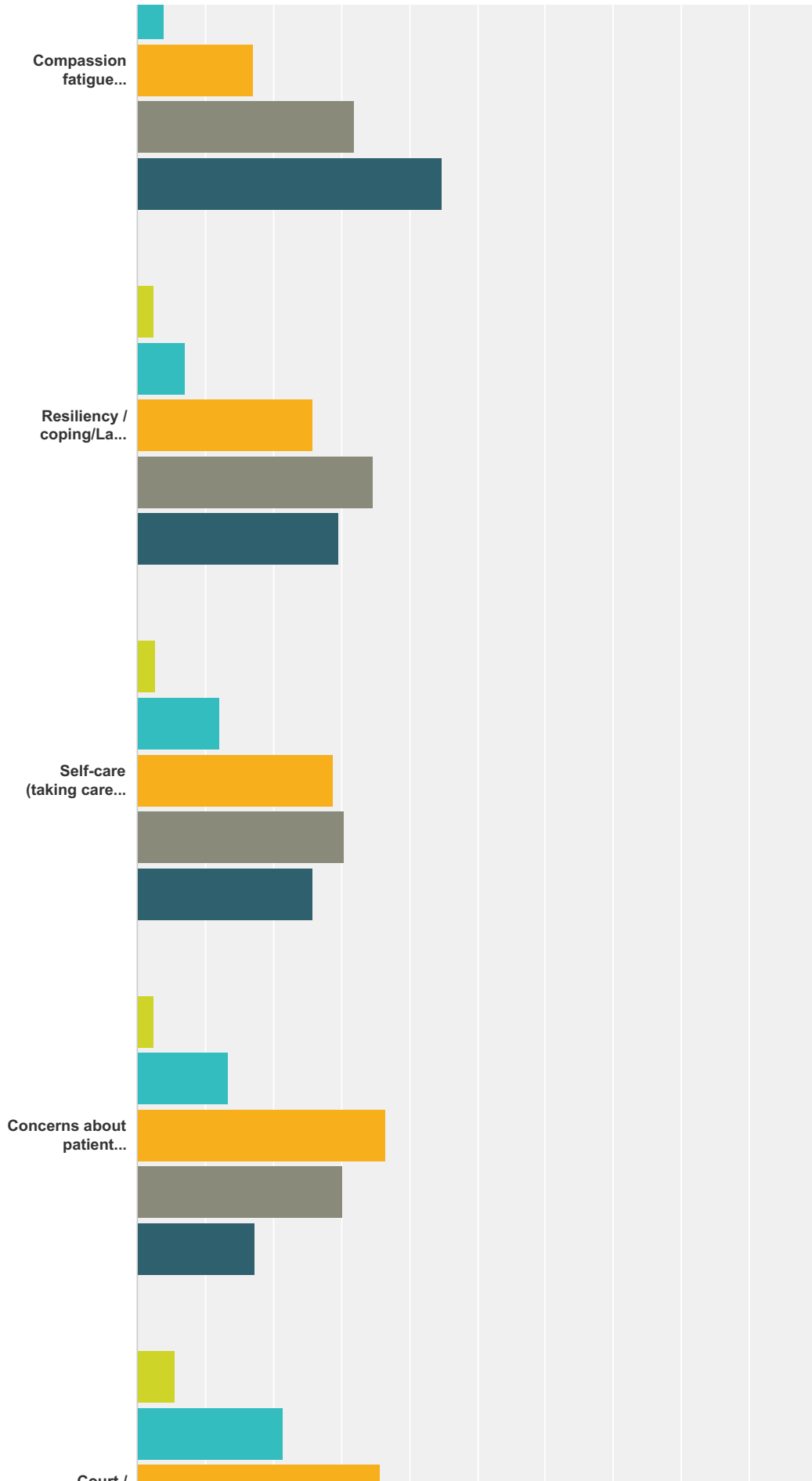
| | Undecided/Indécis | Not needed/Pas nécessaire | Slightly needed/Quelque peu nécessaire | Somewhat needed/Un peu nécessaire | Strongly needed/Fortement nécessaire | Total |
|---|-------------------|---------------------------|--|-----------------------------------|--------------------------------------|-------|
| Critical incidents (traumatic calls)/Incidents critiques (appels traumatisants) | 1.65% 79 | 21.77% 1,045 | 27.33% 1,312 | 25.90% 1,243 | 23.35% 1,121 | 4,800 |
| Cumulative impact (multiple traumatic calls over career)/Effet cumulatif (multiples appels traumatisant en carrière) | 2.37% 114 | 24.81% 1,193 | 24.19% 1,163 | 24.31% 1,169 | 24.31% 1,169 | 4,808 |
| Burnout / depletion/Dépression / épuisement | 2.11% 101 | 24.61% 1,180 | 24.32% 1,166 | 24.25% 1,163 | 24.71% 1,185 | 4,795 |
| Compassion fatigue (gradual toll from caring for others)/Fatigue de compassion (épuisement graduel à prendre soin des autres) | 1.81% 87 | 23.95% 1,152 | 25.14% 1,209 | 26.78% 1,288 | 22.33% 1,074 | 4,810 |
| Resiliency / coping/La résilience / adaptation | 3.01% 143 | 36.07% 1,715 | 31.11% 1,479 | 19.35% 920 | 10.45% 497 | 4,754 |
| Self-care (taking care of yourself)/Prendre soin de soi-même | 2.69% 129 | 41.72% 1,997 | 26.20% 1,254 | 18.70% 895 | 10.70% 512 | 4,787 |
| Concerns about patient care/Inquiétude sur les soins au patient | 3.18% 152 | 43.40% 2,075 | 29.70% 1,420 | 16.92% 809 | 6.80% 325 | 4,781 |
| Court / inquest / investigation/Procès / enquête interne ou judiciaire | 7.50% 358 | 59.20% 2,827 | 16.59% 792 | 11.06% 528 | 5.65% 270 | 4,775 |
| Organizational climate / morale/Climat et moral organisationnel | 2.43% 116 | 25.83% 1,235 | 22.36% 1,069 | 20.87% 998 | 28.51% 1,363 | 4,781 |
| Issues with work partner / peers/Conflit avec partenaire / collègues | 3.54% 169 | 44.62% 2,133 | 27.38% 1,309 | 16.55% 791 | 7.91% 378 | 4,780 |
| Issues with management/Problèmes avec la direction | 2.36% 113 | 30.57% 1,466 | 22.84% 1,095 | 21.46% 1,029 | 22.77% 1,092 | 4,795 |
| Issues with patients / public/Problèmes avec des patients / public | 3.43% 164 | 48.92% 2,339 | 27.46% 1,313 | 14.85% 710 | 5.33% 255 | 4,781 |
| Personal relationship issues/Problèmes de relations personnelles | 3.30% 158 | 46.08% 2,205 | 25.52% 1,221 | 16.87% 807 | 8.23% 394 | 4,785 |
| Family issues/Problèmes familiaux | 3.20% 153 | 49.39% 2,361 | 24.39% 1,166 | 15.79% 755 | 7.22% 345 | 4,780 |
| Alcohol or substance use/Consommation d'alcool ou drogues | 5.79% 276 | 64.84% 3,089 | 14.04% 669 | 9.72% 463 | 5.60% 267 | 4,764 |
| Other mental health issues (e.g., depression, anxiety)/Autres problèmes de santé mentale (ex. dépression, anxiété) | 2.81% 135 | 33.33% 1,603 | 24.10% 1,159 | 20.30% 976 | 19.46% 936 | 4,809 |
| Suicide prevention and intervention/Intervention et prévention du suicide | 5.17% 247 | 60.52% 2,894 | 14.09% 674 | 10.77% 515 | 9.45% 452 | 4,782 |
| Sleep difficulties / shiftwork/Insomnie / travail sur rotation | 1.79% 86 | 22.93% 1,104 | 24.26% 1,168 | 26.06% 1,255 | 24.96% 1,202 | 4,815 |
| Financial strain/Contraintes financières | 3.17% 152 | 42.31% 2,026 | 26.35% 1,262 | 17.94% 859 | 10.23% 490 | 4,789 |

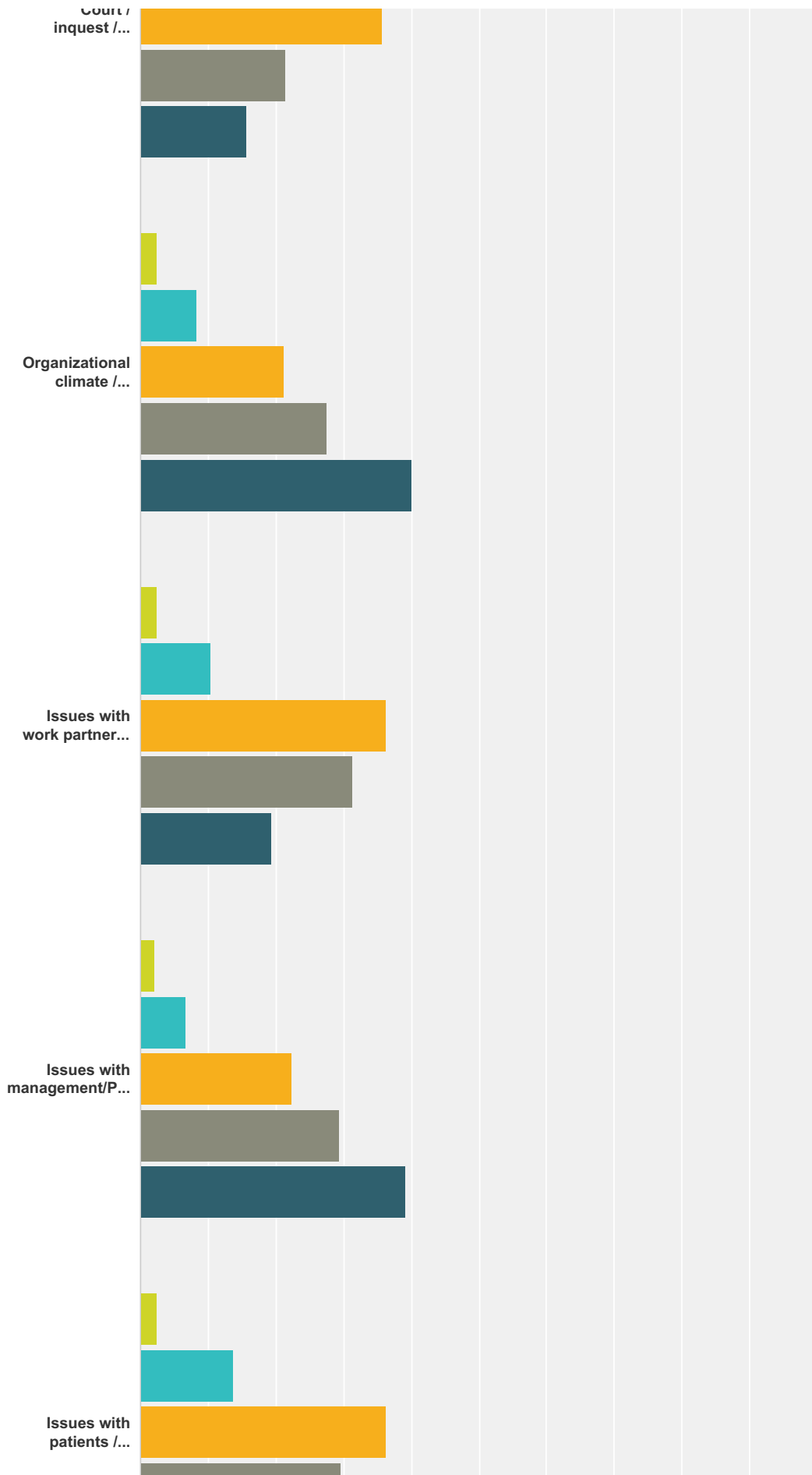
| | | | | | | |
|---|---------------------|------------------------|------------------------|------------------------|----------------------|-------|
| Legal strain/Contraintes juridiques | 6.65% 317 | 63.93% 3,048 | 16.42% 783 | 8.68% 414 | 4.32% 206 | 4,768 |
| Physical health and wellness/Santé physique et bien-être | 1.87% 90 | 28.49% 1,368 | 29.43% 1,413 | 23.93% 1,149 | 16.27% 781 | 4,801 |
| Chronic pain and injury/Douleur chronique et blessures | 2.56% 123 | 37.87% 1,817 | 24.97% 1,198 | 20.28% 973 | 14.32% 687 | 4,798 |
| Coping with return to work / retraining/Faire face au retour au travail / requalification | 5.08% 243 | 53.97% 2,579 | 18.29% 874 | 13.77% 658 | 8.89% 425 | 4,779 |

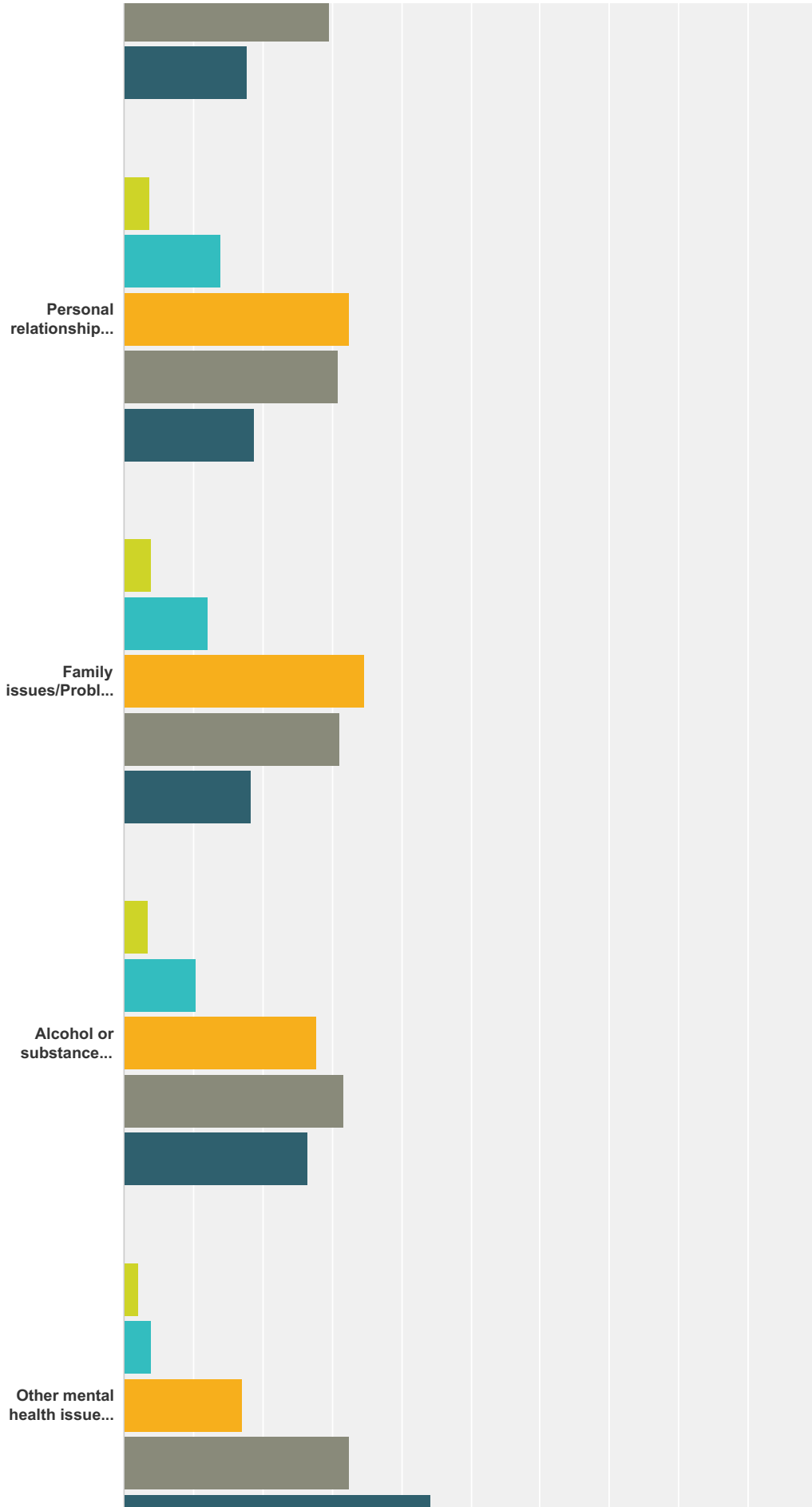
Q10 For what types of issues do you believe that paramedics and dispatchers need psychological support? Pour quel type de problèmes pensez-vous que les paramédics et les répartiteurs médicaux ont besoin de soutien psychologique?

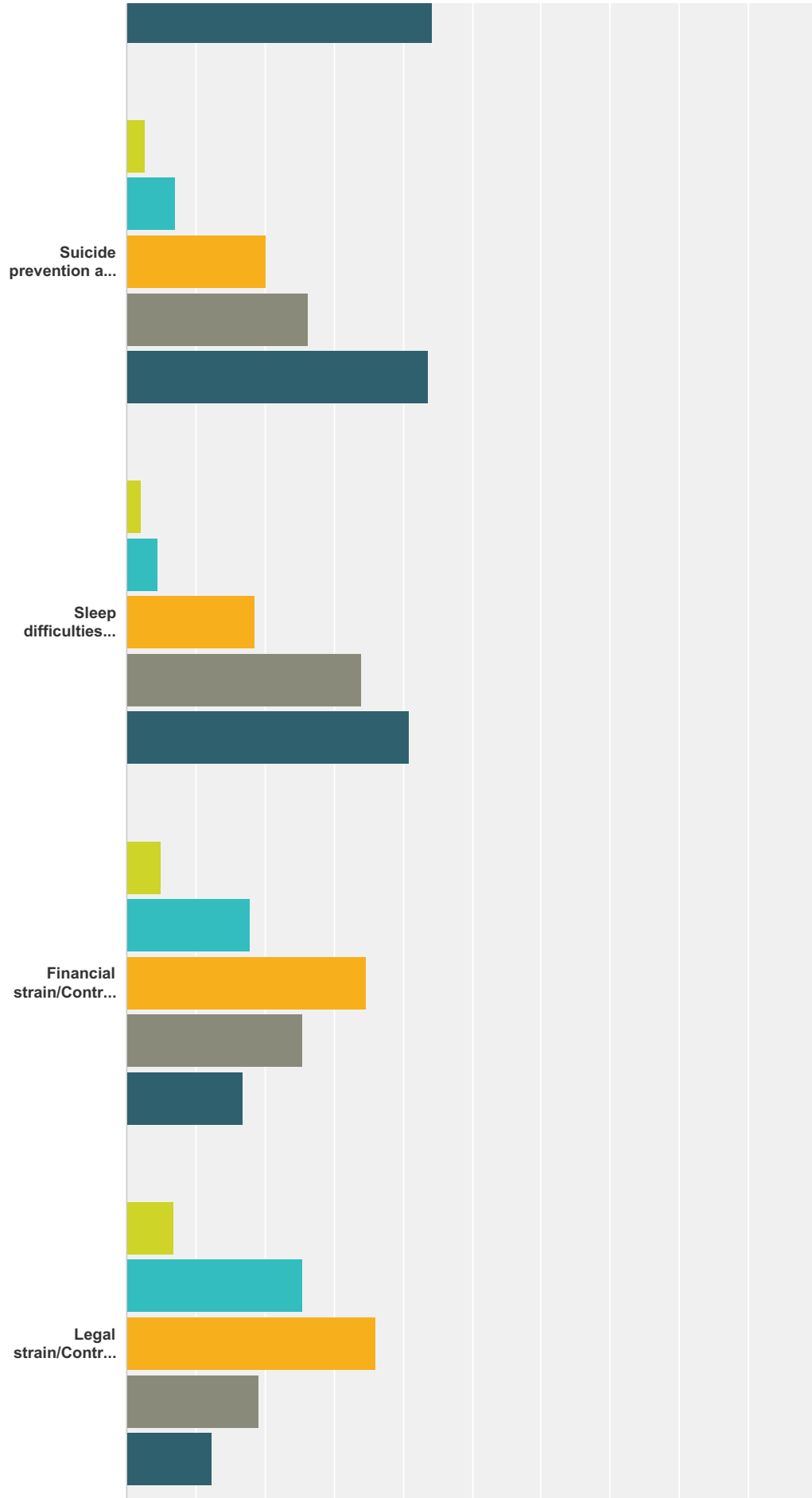
Answered: 4,894 Skipped: 1,242

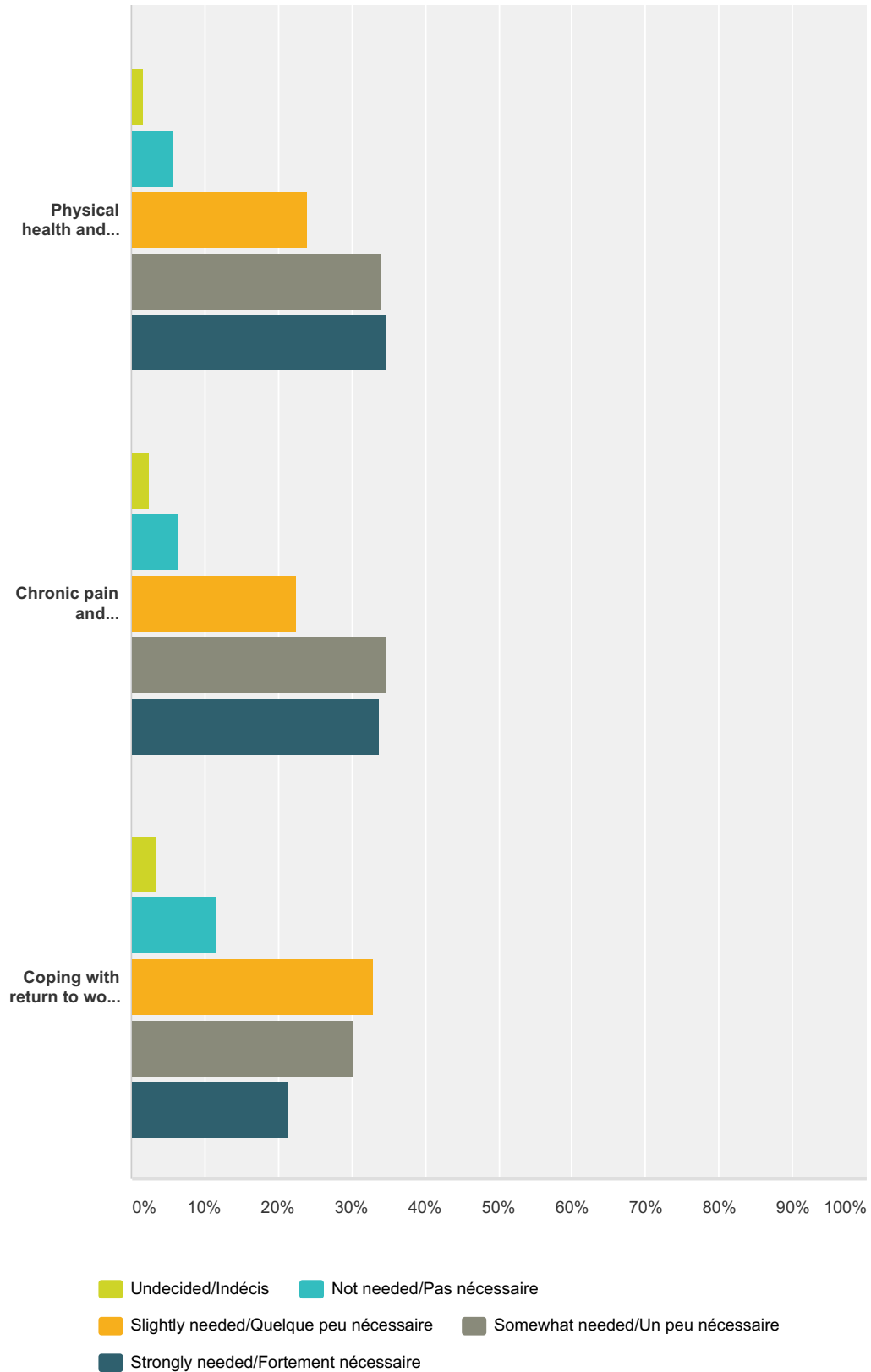












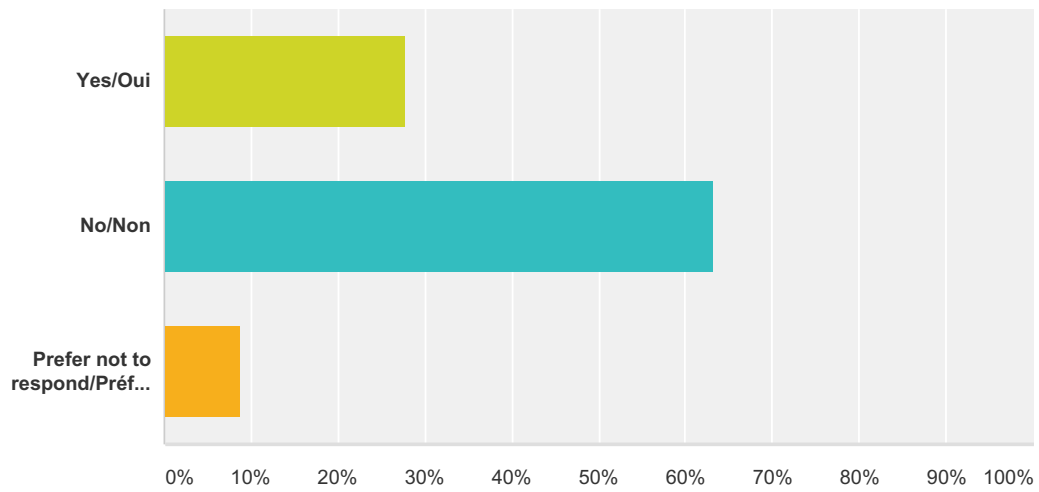
| | Undecided/Indécis | Not needed/Pas nécessaire | Slightly needed/Quelque peu nécessaire | Somewhat needed/Un peu nécessaire | Strongly needed/Fortement nécessaire | Total |
|---|-------------------|---------------------------|--|-----------------------------------|--------------------------------------|-------|
| Critical incidents (traumatic calls)/Incidents critiques (appels traumatisants) | 1.52% 73 | 2.69% 129 | 12.33% 592 | 28.01% 1,345 | 55.46% 2,663 | 4,802 |

| | | | | | | |
|---|---------------------|------------------------|------------------------|------------------------|------------------------|-------|
| Cumulative impact (multiple traumatic calls over career)/Effet cumulatif (multiples appels traumatisant en carrière) | 1.44% 69 | 2.94% 141 | 12.59% 604 | 28.24% 1,355 | 54.80% 2,630 | 4,799 |
| Burnout / depletion/Dépression / épuisement | 1.32% 63 | 2.19% 105 | 10.71% 513 | 28.80% 1,379 | 56.98% 2,728 | 4,788 |
| Compassion fatigue (gradual toll from caring for others)/Fatigue de compassion (épuisement graduel à prendre soin des autres) | 1.83% 88 | 4.06% 195 | 17.21% 827 | 31.99% 1,537 | 44.90% 2,157 | 4,804 |
| Resiliency / coping/La résilience / adaptation | 2.60% 124 | 7.14% 340 | 25.91% 1,234 | 34.65% 1,650 | 29.69% 1,414 | 4,762 |
| Self-care (taking care of yourself)/Prendre soin de soi-même | 2.78% 133 | 12.12% 580 | 28.77% 1,377 | 30.55% 1,462 | 25.78% 1,234 | 4,786 |
| Concerns about patient care/Inquiétude sur les soins au patient | 2.48% 118 | 13.39% 637 | 36.62% 1,742 | 30.23% 1,438 | 17.28% 822 | 4,757 |
| Court / inquest / investigation/Procès / enquête interne ou judiciaire | 5.58% 266 | 21.52% 1,025 | 35.80% 1,705 | 21.48% 1,023 | 15.62% 744 | 4,763 |
| Organizational climate / morale/Climat et moral organisationnel | 2.45% 117 | 8.42% 402 | 21.38% 1,021 | 27.60% 1,318 | 40.15% 1,917 | 4,775 |
| Issues with work partner / peers/Conflit avec partenaire / collègues | 2.44% 117 | 10.51% 503 | 36.27% 1,736 | 31.34% 1,500 | 19.43% 930 | 4,786 |
| Issues with management/Problèmes avec la direction | 2.13% 102 | 6.77% 324 | 22.42% 1,073 | 29.51% 1,412 | 39.16% 1,874 | 4,785 |
| Issues with patients / public/Problèmes avec des patients / public | 2.56% 122 | 13.78% 656 | 36.25% 1,726 | 29.57% 1,408 | 17.83% 849 | 4,761 |
| Personal relationship issues/Problèmes de relations personnelles | 3.68% 176 | 14.07% 672 | 32.53% 1,554 | 30.88% 1,475 | 18.84% 900 | 4,777 |
| Family issues/Problèmes familiaux | 3.99% 190 | 12.08% 575 | 34.57% 1,645 | 31.06% 1,478 | 18.28% 870 | 4,758 |
| Alcohol or substance use/Consommation d'alcool ou drogues | 3.56% 170 | 10.35% 494 | 27.84% 1,329 | 31.78% 1,517 | 26.46% 1,263 | 4,773 |
| Other mental health issues (e.g., depression, anxiety)/Autres problèmes de santé mentale (ex. dépression, anxiété) | 2.17% 104 | 3.98% 191 | 17.11% 822 | 32.48% 1,560 | 44.26% 2,126 | 4,803 |
| Suicide prevention and intervention/Intervention et prévention du suicide | 2.67% 128 | 7.11% 341 | 20.21% 969 | 26.38% 1,265 | 43.63% 2,092 | 4,795 |
| Sleep difficulties / shiftwork/Insomnie / travail sur rotation | 2.04% 98 | 4.52% 217 | 18.55% 891 | 34.08% 1,637 | 40.82% 1,961 | 4,804 |
| Financial strain/Contraintes financières | 4.94% 236 | 17.86% 853 | 34.70% 1,657 | 25.53% 1,219 | 16.96% 810 | 4,775 |
| Legal strain/Contraintes juridiques | 6.90% 327 | 25.45% 1,207 | 36.08% 1,711 | 19.30% 915 | 12.27% 582 | 4,742 |
| Physical health and wellness/Santé physique et bien-être | 1.72% 82 | 5.75% 275 | 23.95% 1,145 | 33.99% 1,625 | 34.60% 1,654 | 4,781 |
| Chronic pain and injury/Douleur chronique et blessures | 2.54% 121 | 6.43% 307 | 22.57% 1,077 | 34.65% 1,653 | 33.81% 1,613 | 4,771 |

| | | | | | | |
|---|---------------------|----------------------|------------------------|------------------------|------------------------|-------|
| Coping with return to work / retraining/Faire face au retour au travail / requalification | 3.46% 165 | 11.69% 557 | 32.93% 1,569 | 30.37% 1,447 | 21.55% 1,027 | 4,765 |
|---|---------------------|----------------------|------------------------|------------------------|------------------------|-------|

Q11 Have you ever contemplated suicide? Avez-vous déjà envisagé le suicide?

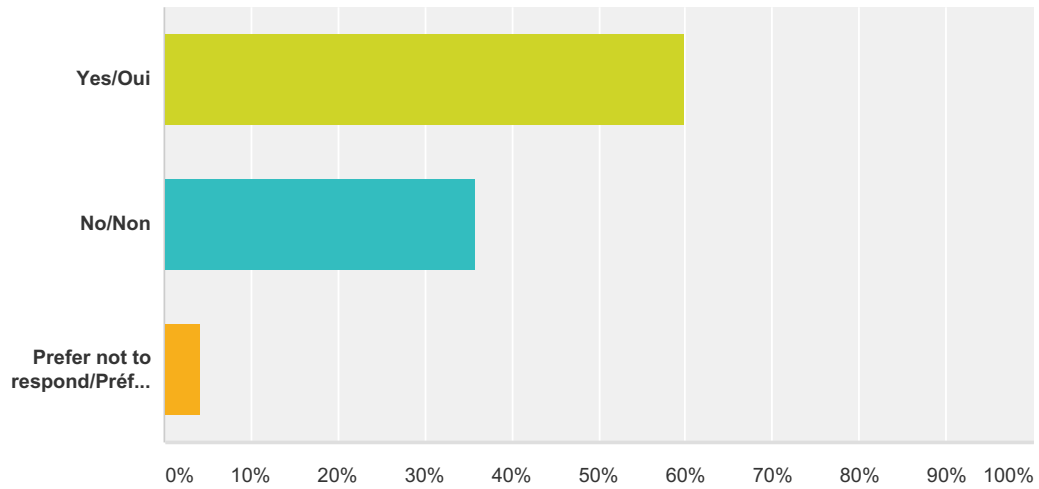
Answered: 4,838 Skipped: 1,298



| Answer Choices | Responses |
|---|--------------|
| Yes/Oui | 27.86% 1,348 |
| No/Non | 63.31% 3,063 |
| Prefer not to respond/Préfère ne pas répondre | 8.83% 427 |
| Total | 4,838 |

Q12 Do you know of a paramedic (other than yourself) who has at some point in time contemplated suicide? Connaissez-vous un paramédic (autre que vous-même) qui a à un moment donné a envisagé le suicide?

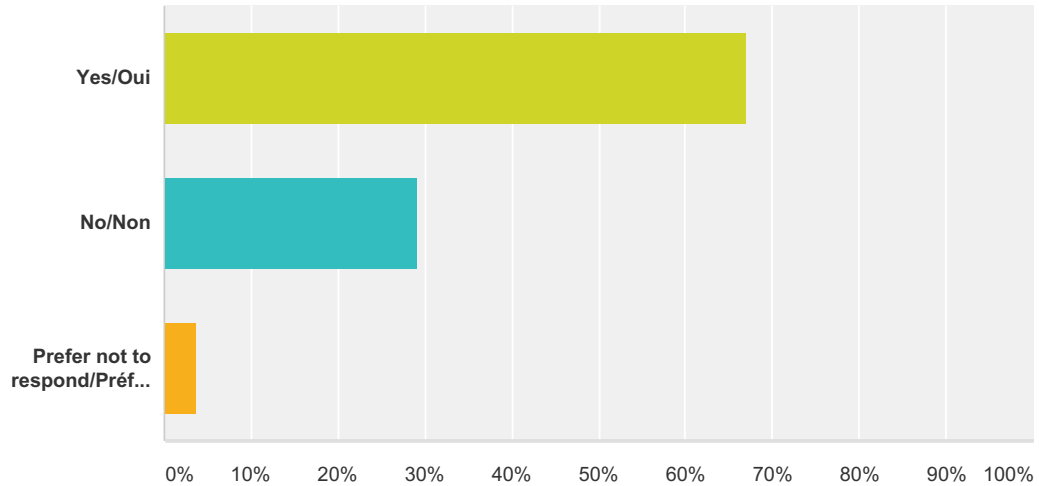
Answered: 4,843 Skipped: 1,293



| Answer Choices | Responses |
|---|--------------|
| Yes/Oui | 60.00% 2,906 |
| No/Non | 35.89% 1,738 |
| Prefer not to respond/Préfère ne pas répondre | 4.11% 199 |
| Total | 4,843 |

Q13 Have you ever been concerned that a paramedic might be at risk for suicide (whether or not he/she admitted to thoughts about suicide)? Avez-vous déjà été préoccupé qu'un paramédic ait été à risque de suicide (qu'elle ait admis ou non avoir pensé au suicide)?

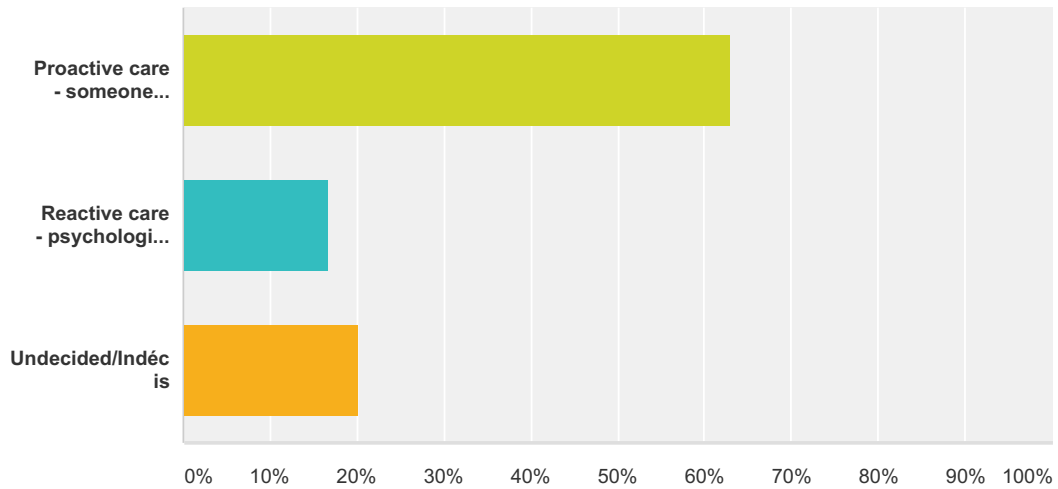
Answered: 4,857 Skipped: 1,279



| Answer Choices | Responses |
|---|--------------|
| Yes/Oui | 67.06% 3,257 |
| No/Non | 29.26% 1,421 |
| Prefer not to respond/Préfère ne pas répondre | 3.69% 179 |
| Total | 4,857 |

Q14 What type of psychological care do you prefer? Quel type de soins psychologiques préférez-vous?

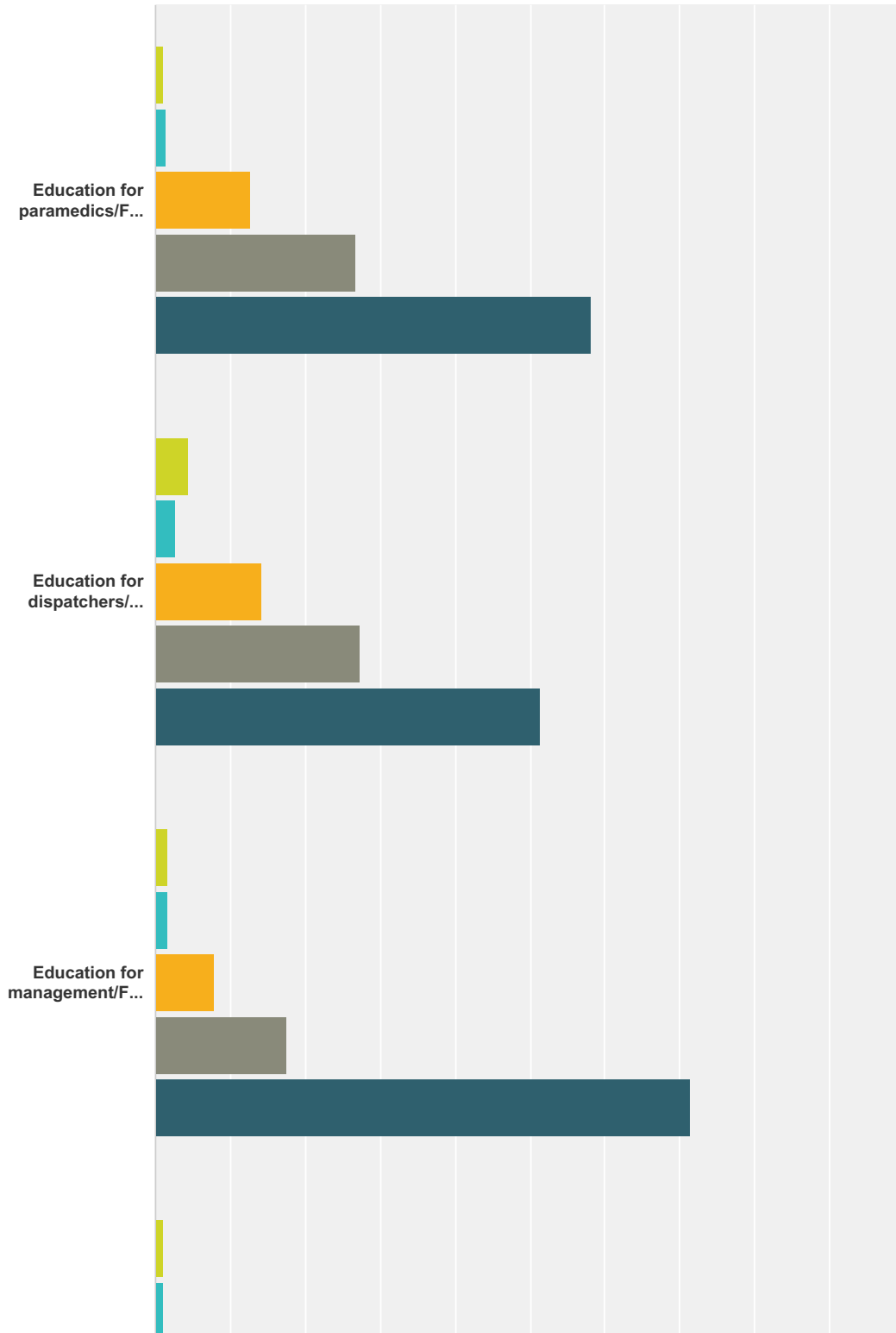
Answered: 4,619 Skipped: 1,517

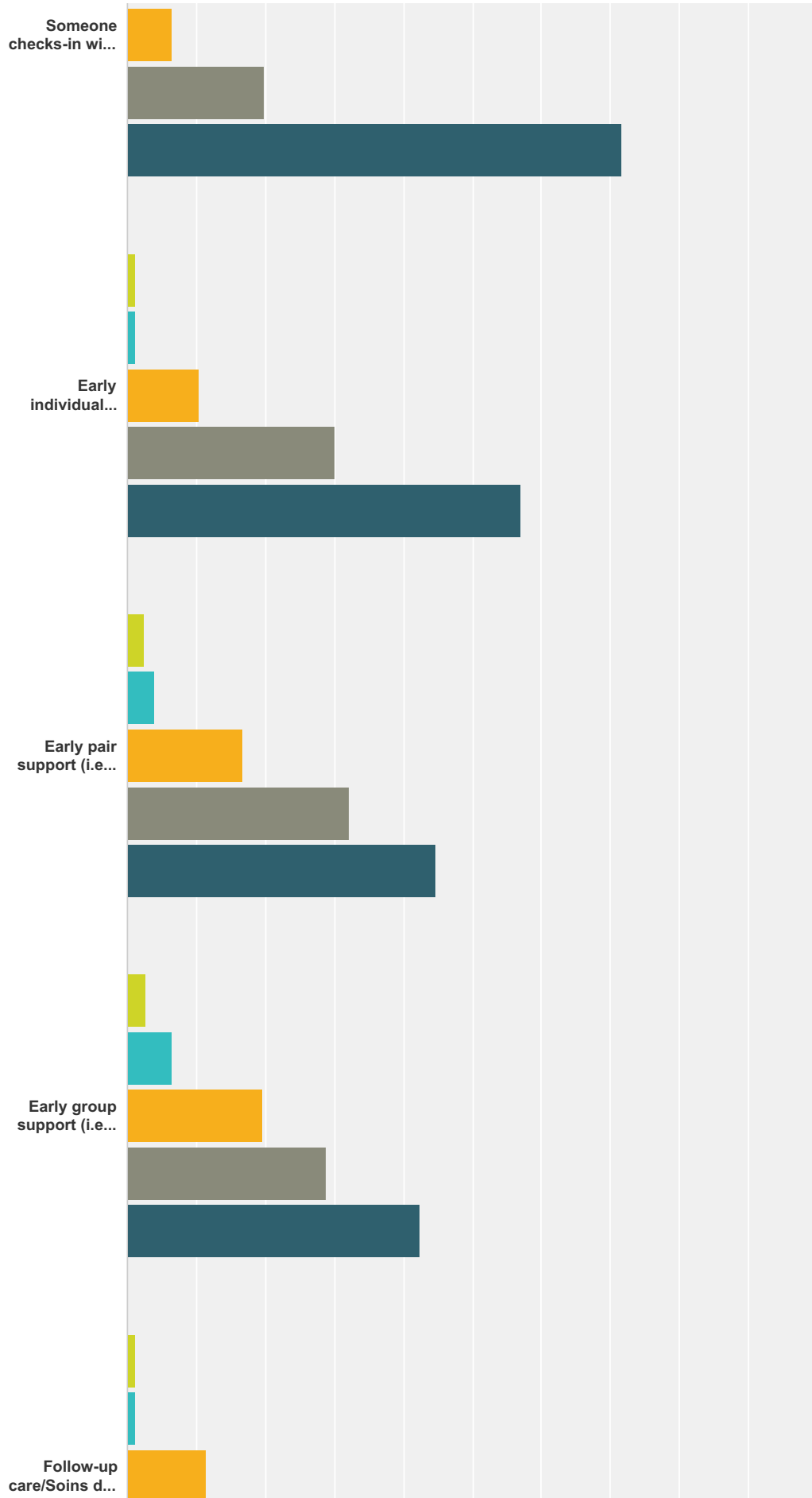


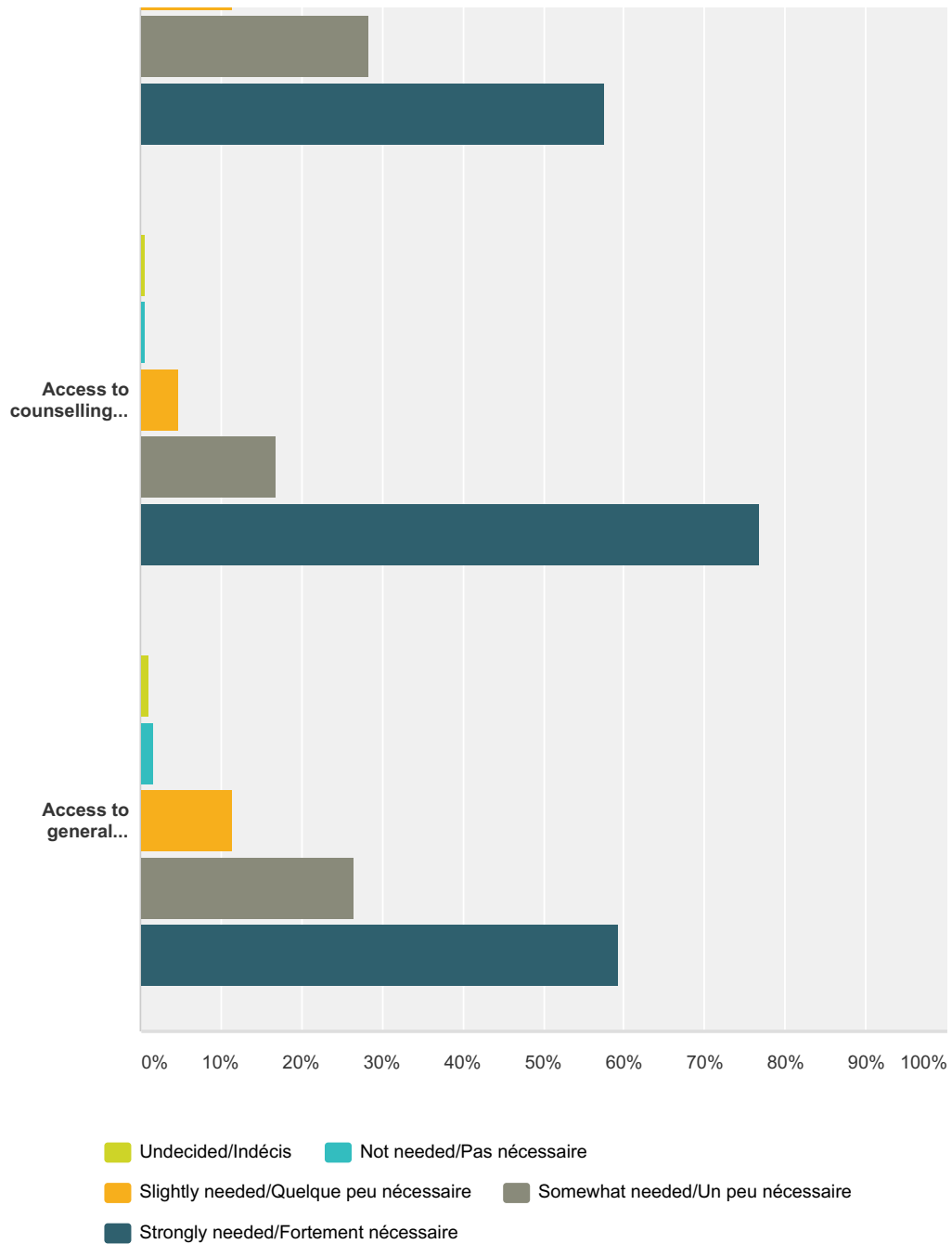
| Answer Choices | Responses |
|--|---------------------|
| Proactive care - someone reaches out to you to ask if you need any help/Proactif – quelqu'un vous contacte pour vous demander si vous avez besoin d'aide | 63.04% 2,912 |
| Reactive care - psychological support waits for you to contact them/Réactif – Le soutien psychologique attend que vous le contactiez | 16.67% 770 |
| Undecided/Indécis | 20.29% 937 |
| Total | 4,619 |

Q15 What types of psychological intervention should be available in Paramedicine? Quel type d'intervention psychologique devrait être offert aux paramédics?

Answered: 4,690 Skipped: 1,446





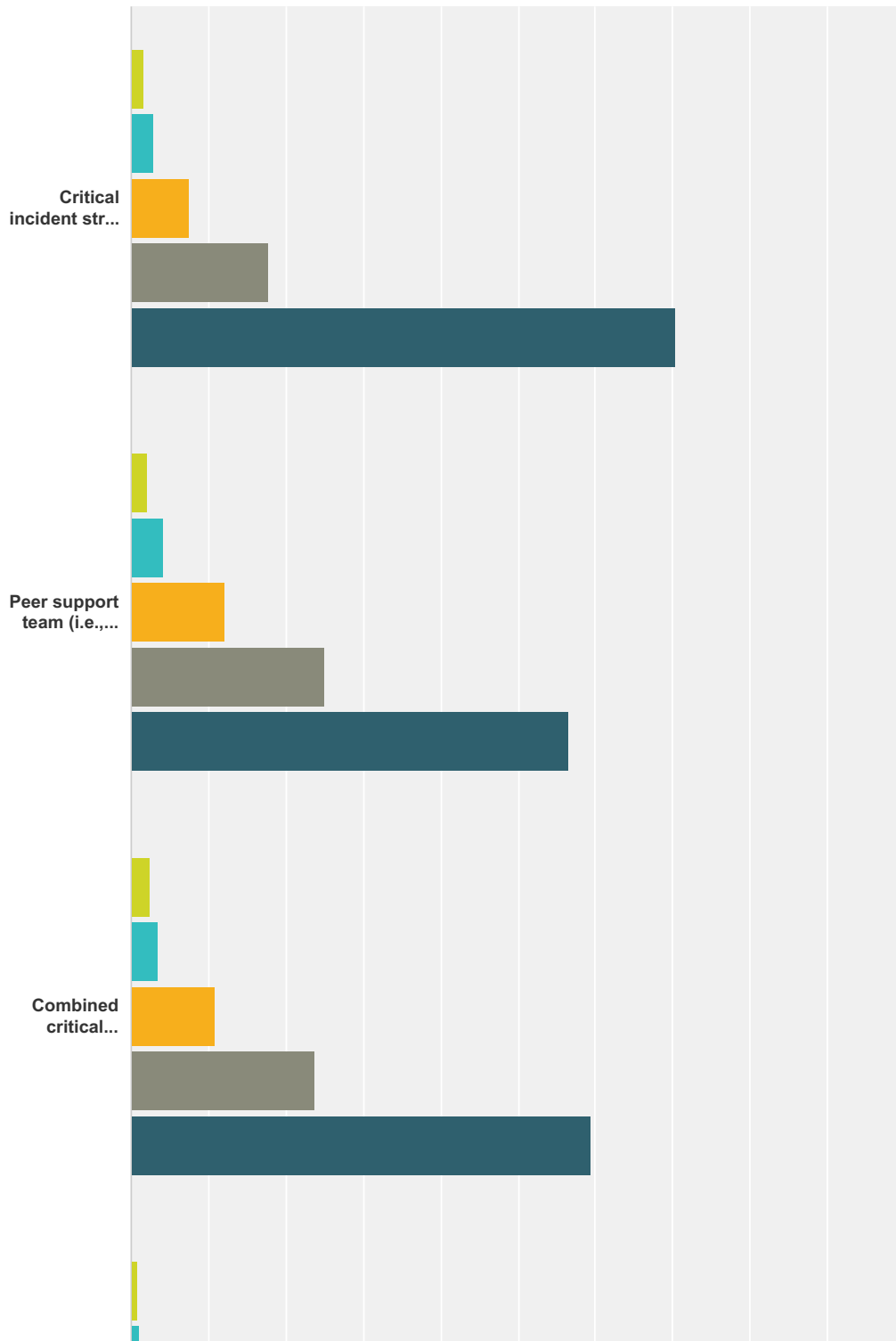


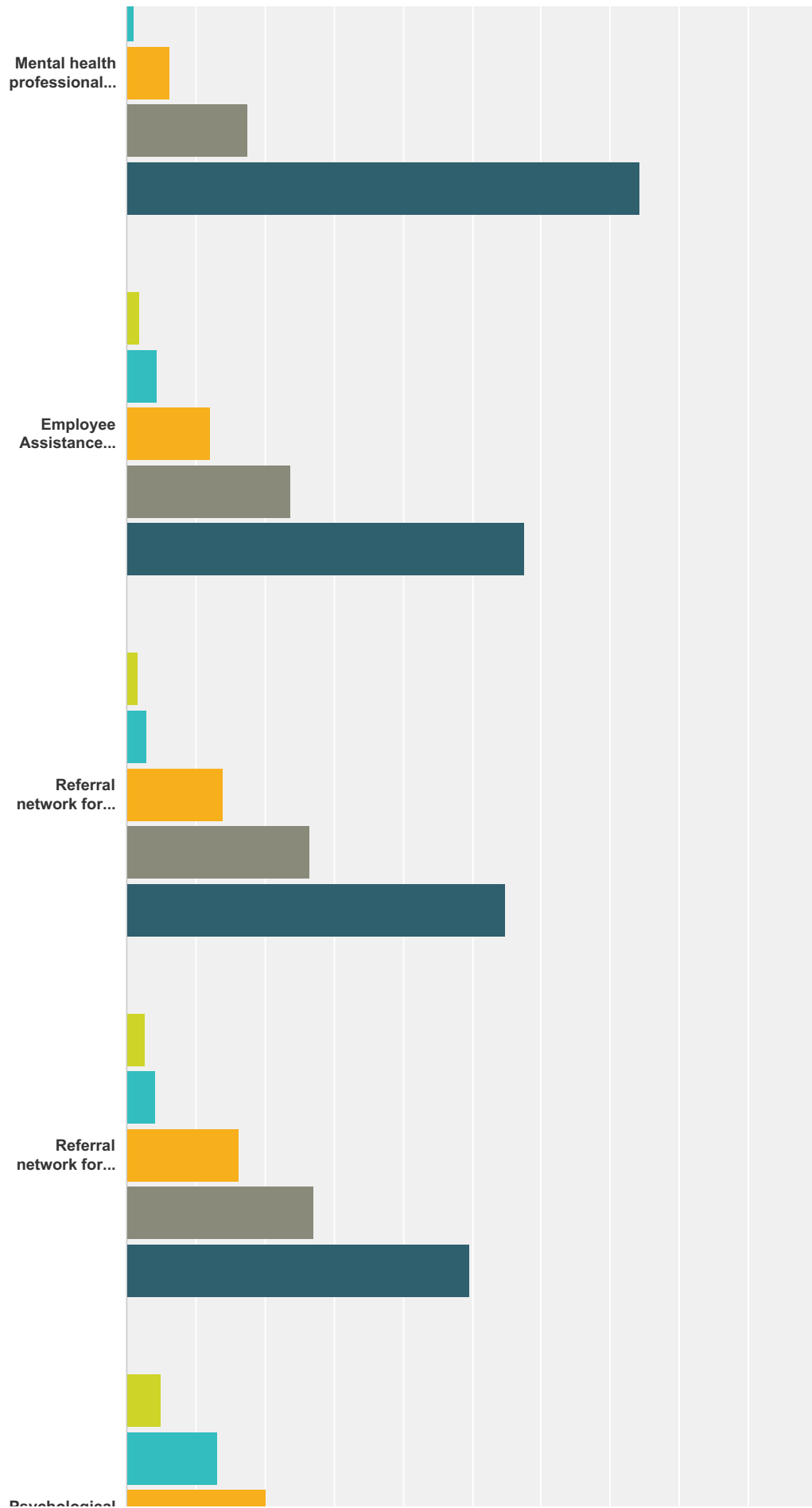
| | Undecided/Indécis | Not needed/Pas nécessaire | Slightly needed/Quelque peu nécessaire | Somewhat needed/Un peu nécessaire | Strongly needed/Fortement nécessaire | Total |
|--|-------------------|---------------------------|--|-----------------------------------|--------------------------------------|-------|
| Education for paramedics/Formation pour les paramédics | 1.04% 48 | 1.47% 68 | 12.63% 585 | 26.67% 1,235 | 58.19% 2,695 | 4,631 |
| Education for dispatchers/Formation pour les répartiteurs médicaux d'urgence | 4.38% 202 | 2.75% 127 | 14.27% 658 | 27.34% 1,261 | 51.26% 2,364 | 4,612 |
| Education for management/Formation pour les gestionnaires | 1.68% 78 | 1.60% 74 | 7.83% 363 | 17.50% 811 | 71.39% 3,308 | 4,634 |

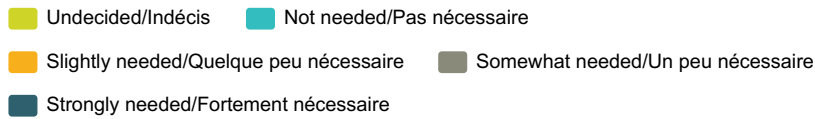
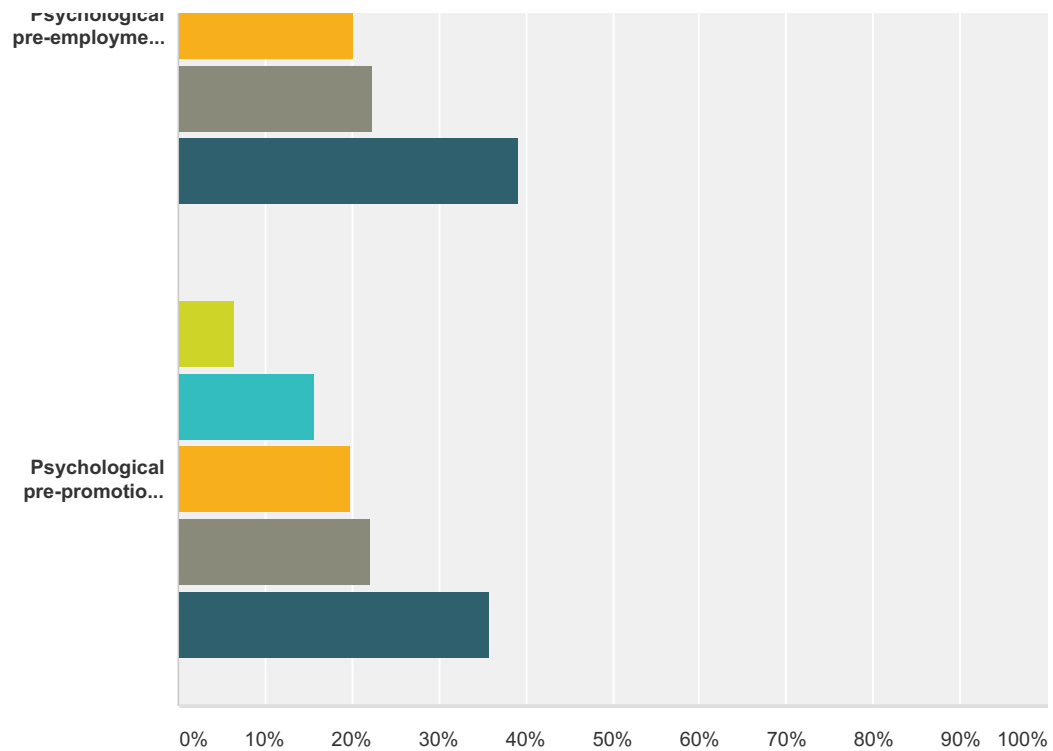
| | | | | | | |
|--|---------------------|---------------------|----------------------|------------------------|------------------------|-------|
| Someone checks-in with you after a critical incident or other known stressor/Quelqu'un vérifie votre état après un incident critique ou autre facteur de stress. | 0.97% 45 | 1.10% 51 | 6.54% 304 | 19.81% 921 | 71.59% 3,328 | 4,649 |
| Early individual support (i.e., talking with a trained person one-on-one)/Soutien individuel précoce (ex. parler seul à seul avec une personne spécialement formée) | 1.34% 62 | 1.23% 57 | 10.45% 485 | 29.98% 1,391 | 57.00% 2,644 | 4,639 |
| Early pair support (i.e., talking with a trained person together with your work partner or colleague)/Soutien d'équipe précoce (ex. parler avec une personne spécialement formée avec ton partenaire ou un collègue) | 2.44% 113 | 3.99% 185 | 16.63% 770 | 32.22% 1,492 | 44.72% 2,071 | 4,631 |
| Early group support (i.e., all persons involved in a critical incident talk with trained person together in a group)/Soutien de groupe précoce (ex. toutes les personnes impliquées dans un incident critique parlent en groupe avec une personne spécialement formée) | 2.66% 123 | 6.55% 303 | 19.67% 910 | 28.79% 1,332 | 42.34% 1,959 | 4,627 |
| Follow-up care/Soins de suivi | 1.23% 57 | 1.23% 57 | 11.56% 534 | 28.29% 1,307 | 57.68% 2,665 | 4,620 |
| Access to counselling provided by mental health professionals who understand Paramedicine/Accès à des conseils fourni par un professionnel de la santé mentale qui est familier avec les services paramédicaux. | 0.67% 31 | 0.60% 28 | 4.89% 227 | 16.93% 785 | 76.91% 3,567 | 4,638 |
| Access to general counselling when needed/Accès à des conseils divers sur demande | 0.97% 45 | 1.67% 77 | 11.47% 530 | 26.59% 1,228 | 59.30% 2,739 | 4,619 |

Q16 Which sources of psychological support do you believe that your Paramedic service should have available to you? Quel type de soutien psychologique croyez-vous que votre service paramédical devrait mettre à votre disposition?

Answered: 4,677 Skipped: 1,459







| | Undecided/Indécis | Not needed/Pas nécessaire | Slightly needed/Quelque peu nécessaire | Somewhat needed/Un peu nécessaire | Strongly needed/Fortement nécessaire | Total |
|--|-------------------|---------------------------|--|-----------------------------------|--------------------------------------|-------|
| Critical incident stress team (i.e., team of paramedics and dispatchers trained in providing early psychological support specific to critical incidents or "bad calls")/Équipe d'incident à stress critique (ex. équipe de paramédics et de répartiteurs formés pour fournir un soutien psychologique précoce spécifique au stress traumatique ou appels difficiles) | 1.57% 73 | 3.02% 140 | 7.45% 346 | 17.66% 820 | 70.29% 3,263 | 4,642 |
| Peer support team (i.e., team of paramedics and dispatchers trained in providing early psychological support for any personal or workplace matter)/Soutien par les pairs (ex. équipe de paramédics et répartiteurs formés pour fournir un soutien psychologique précoce pour tout problème personnel ou conflit au travail) | 2.03% 94 | 4.26% 197 | 12.18% 563 | 25.04% 1,158 | 56.49% 2,612 | 4,624 |
| Combined critical incident stress and peer support team/Combinaison d'équipes en stress traumatique et soutien par les pairs | 2.43% 112 | 3.45% 159 | 10.90% 503 | 23.71% 1,094 | 59.52% 2,747 | 4,615 |

| | | | | | | |
|---|---------------------|----------------------|----------------------|------------------------|------------------------|-------|
| Mental health professional (e.g., Psychologist) trained and familiar with Paramedicine/Un professionnel de la santé mentale (ex. psychologue) formé et familier avec les services paramédicaux | 0.74% 34 | 1.15% 53 | 6.36% 294 | 17.45% 807 | 74.31% 3,437 | 4,625 |
| Employee Assistance Program (i.e., short-term counselling available through your employer)/Programme d'aide aux employés (ex. consultations à court terme offert auprès de votre employeur) | 1.95% 90 | 4.31% 199 | 12.21% 563 | 23.89% 1,102 | 57.63% 2,658 | 4,612 |
| Referral network for resources in your community (e.g., mental health, legal and financial assistance)/Réseau de référence pour des ressources dans votre communauté (ex. santé mentale, assistance légale et financière) | 1.65% 76 | 3.02% 139 | 13.96% 643 | 26.43% 1,217 | 54.94% 2,530 | 4,605 |
| Referral network for intensive psychological treatment programs (e.g., residential and inpatient facilities)/Réseau de référence pour des programmes de traitement psychologique intensif (ex. installations résidentielles et d'hospitalisation) | 2.72% 125 | 4.27% 196 | 16.31% 749 | 27.11% 1,245 | 49.60% 2,278 | 4,593 |
| Psychological pre-employment screening/Examen psychologique préalable à l'embauche | 4.93% 227 | 13.15% 606 | 20.16% 929 | 22.42% 1,033 | 39.33% 1,812 | 4,607 |
| Psychological pre-promotion screening/Examen psychologique préalable à une promotion | 6.39% 294 | 15.65% 720 | 19.88% 915 | 22.12% 1,018 | 35.96% 1,655 | 4,602 |

Q17 Please feel welcome to share any additional comments or opinions related to this survey. Merci de bien vouloir partager votre opinion ou des commentaires supplémentaires en lien avec ce questionnaire.

Answered: 891 Skipped: 5,245